



Ministry of science and high education RF Ulyanovsk State University	Form	
F-Educational plan of the discipline		

APPROVED BY
by the decision of the Academic Council of the USU
Institute of Medicine, Ecology and Physical Culture
17.05.2023 Record No. 9/250
Chairman Midlenko V.I.



(Signature, Name)

«17» May 2023.

EDUCATIONAL PLAN

Discipline	Hospital therapy
Faculty	Medical faculty of T.Z. Biktimirov
Department	Hospital therapy, Therapy and occupational diseases
Course	5,6

Direction (specialty) 31.05.01 General medicine

the code of the direction (specialty), full name

Orientation (profile/specialty) not provided

full name

Form of training full-time


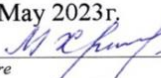

full-time, part-time, part-time (specify only those that are being implemented)


Date of introduction into the academic process at Ulyanovsk State University 01.09.2023 r.

- Revised at the Department meeting, Record No. 12 of 98.06 « » 2024
- Revised at the Department meeting, Record No. of « » 20
- Revised at the Department meeting, Record No. of « » 20
- Revised at the Department meeting, Record No. of « » 20
- Revised at the Department meeting, Record No. of « » 20

Information about the developers:

Initials	Abbreviation of the department	Degree, scientific rank
Vize-Khripunova Marina Anatolyevna	Hospital therapy	Head of the Department, PhD, associate Professor
Shutov Alexander Mikhailovich	Therapy and occupational diseases	Head of the Department, MD, Professor
Yudina Elena Evgenievna	Hospital therapy	PhD, associate Professor of department HT
Efremova Elena Vladimirovna	Therapy and occupational diseases	MD, Associate Professor of department TaOD, associate Professor

Agreed	Agreed
Head of department, developing discipline	Head of the graduating Department Hospital therapy
 Signature /A.M. Shutov./ "17" May 2023r.  Signature M.A. Vize-Khripunova ./ "17" May 2023r.	 Signature M.A. Vize-Khripunova "17" May 2023r.

Ministry of science and high education RF Ulyanovsk State University	Form	
F-Educational plan of the discipline		

1. OBJECTIVES AND AIM OF THE DISCIPLINE :

The aim of mastering the discipline: to form a student's clinical thinking and practical clinical skills necessary for the diagnosis, treatment and prevention of diseases of internal organs, the formation of professional competencies.

Tasks of mastering the discipline :

- Provide the necessary knowledge on the etiology, pathogenesis, clinical manifestations of typical and atypical variants of diseases of internal organs;
- To consolidate and improve the skills of examination of a therapeutic patient;
- To form clinical thinking by student (the ability to make a detailed clinical diagnosis based on his own clinical information about the patient);
- To provide the student with the opportunity to master the methods of differential diagnosis within the framework of the disassembled nosological forms;
- To provide the student with the opportunity to master the basic principles of treatment and prevention of typical and atypical forms of diseases of internal organs;
- Form professional competencies.

2. PLACE OF THE SUBJECT IN THE STRUCTURE OF GEP:

The discipline "Hospital therapy" B1.0.33 refers to the base part B1.


Basic knowledge, skills and competence of the student, necessary for the study of discipline are formed:

- in the study of the disciplines of the humanitarian, social and economic cycle: philosophy, bioethics, history of medicine, psychology and pedagogy, jurisprudence Latin;
- when studying the disciplines of the mathematical, natural science cycle: physics and mathematics; medical informatics; chemistry; biology; biochemistry; human anatomy; topographic anatomy; pathological anatomy; clinical pathological anatomy; histology, embryology, cytology; normal physiology; pathophysiology ; microbiology, virology; pharmacology; immunology;
- when studying the disciplines of the professional cycle: hygiene; public health and healthcare, health economics; epidemiology; medical rehabilitation; clinical pharmacology; propaedeutic of internal diseases; faculty therapy; dermatovenerology; general surgery, surgeons disease; pediatrics; radiation therapy and radiation diagnostics, infectious diseases, phthisiopulmonology, outpatient therapy, occupational diseases, ophthalmology, obstetrics and gynecology, ENT diseases.


3. LIST OF EXPECTED RESULTS OF INSTRUCTION ON THE SUBJECT (UNIT), CORELATED WITH PLANNED RESULTS OF COMPLETING THE PROGRAM

The study of the subject « Hospital therapy» within the completion of the educational program is directed towards the formation of the following general and professional competences in students:


Code and name of the general professional competence	Code and name of the indicator of achievement of general professional competence
GPC -7. He is able to prescribe treatment and monitor its effectiveness and safety	Know: classification and main characteristics of medicines, pharmacodynamics and pharmacokinetics indications and

Ministry of science and high education RF Ulyanovsk State University	Form	
F-Educational plan of the dicipline		

	<p>contraindications for the use of medicines, side effects; general principles of prescribing and composing prescription prescriptions of medicines; methods of treatment and indications for their use; the mechanism of therapeutic action of physical therapy and physiotherapy, indications and contraindications to their appointment, features of their types and methods of modern general anesthesia (mask, endotracheal, intravenous), prevention of postoperative pulmonary complications, - clinical and pharmacological characteristics of the main groups of drugs and rational choice of specific drugs in the treatment of major pathological syndromes of diseases and emergency conditions in patients, including the basics of anti-doping legislation.</p> <p>Be able to: use physical, chemical and biological equipment; classify chemical compounds based on their structural formulas; predict the direction and result of physico-chemical processes and chemical transformations of biologically important substances; use the IUPAC nomenclature for compiling names according to formulas of typical representatives of biologically important substances and medicines; analyze the effect of medicines according to the totality of their pharmacological properties and the possibility of their use for therapeutic treatment; prescribe prescriptions for medicines, use various dosage forms in the treatment of certain pathological conditions, based on the characteristics of their pharmacodynamics and pharmacokinetics; apply basic antibacterial antiviral and biological to evaluate possible manifestations of drug overdose and ways to eliminate them; to formulate indications for the chosen method of treatment, taking into account etiotropic and pathogenetic agents, to justify pharmacotherapy in a particular patient with major pathological syndromes and urgent conditions, to determine the route of administration, regimen and dose of drugs, to evaluate the effectiveness and safety of the treatment; to apply various methods of drug administration.</p> <p>Possess: methods of analyzing clinical,</p>
--	---

Ministry of science and high education RF Ulyanovsk State University	Form	
F-Educational plan of the dicipline		

	laboratory and instrumental data to determine the algorithm of patient management, drawing up drug and non-drug treatment regimens.
GPC -11. Is able to prepare and apply scientific, scientific-production, project, organizational-managerial and regulatory documentation in the healthcare system	<p>To know: the maintenance of standard accounting and reporting medical documentation in medical organizations; the basics of the technique of translating a scientific text in the specialty, the basics of annotating and referencing a scientific text; the main types of special dictionary and reference literature and the rules of working with it; the concept of science; classification of sciences; scientific research and its stages; methodological foundations of scientific knowledge, modern classification of diseases.</p> <p>Be able to: use databases for storing and using information in healthcare; use computer programs to solve problems of mathematical statistics in professional activities; interpret and use data from the main instrumental methods of examination (ECG, ultrasound, X-ray, ECHO CS, FVD, FGDS, etc.), independently take an ECG; correctly draw up documentation.</p> <p>Possess: the basics of working on a personal computer, the ability to maintain medical records</p>
PC-2 Readiness to collect and analyze patient complaints, his anamnesis data, examination results, laboratory, instrumental, pathologic-anatomical and other studies in order to recognize the condition or establish the fact of the presence or absence of the disease	<p>To know: diagnostic methods, diagnostic capabilities of methods of direct examination of the patient of therapeutic, surgical and obstetric-gynecological profile; modern methods of clinical, laboratory, instrumental examination of patients (including endoscopic, X-ray methods, ultrasound diagnostics).</p> <p>Be able to: determine the patient's status: collect anamnesis, conduct a survey of the patient and/or his relatives, conduct a physical examination of the patient (examination, palpation, auscultation); conduct a primary examination of the systems and organs: respiratory, cardiovascular, blood and hematopoietic organs, digestive, endocrine and urinary; outline the scope of additional studies in accordance with the prognosis of the disease, to clarify the diagnosis and obtain a reliable result.</p> <p>Possess: methods of general clinical objective</p>

Ministry of science and high education RF Ulyanovsk State University	Form	
F-Educational plan of the discipline		

	examination (questioning, examination, palpation, percussion, auscultation) for diseases of internal organs; interpretation of the results of laboratory, instrumental diagnostic methods for pathology of internal organs
--	--

4. VOLUME OF THE SUBJECT

4.1 Volume of the subject in credit points (total): 12 credits (432 hours)


4.2. On types of academic workload (in hours):

Type of academic work	Total according to the plan	Number of hours (training form _____)			
		Including on semesters			
		№ semester 9	№ semester A	№ semester B	№ semester C
1	2	3	4	5	6
Work of students with a teacher	254	72	126	108	126
Classes:					
lectures	36	18		14	10
practical classes and seminars	218	36	68	56	52
lab classes (practical lessons)	-	-	-	-	-
Self-study work	142	18	22	38	64
Concurrent control (number and type: a test, a colloquium, a report)	36		36		
Course paper					
Types of intermediate attestation (examination, test)			exam		offset
Total number of hours on the subject	432	72	126	108	126


4.3. Contents of the discipline (module). Distribution of hours on themes and kinds of study: Number of hours –432 h

The form of training: full time


Name of sections and themes	Total	Activity format					
		Classroom studies			Interactive classes	Self-study work	Form of current control
		lect.	pract.cl.	Laboratory work			

Ministry of science and high education RF Ulyanovsk State University	Form	
F-Educational plan of the discipline		


1	2	3	4	5	6	k 7		
9- A semester								
Section 1. (cardiology)								
1. Supervision of patients. Clinical analysis of the patient by the teacher	8	-	6	-	2	-	Abstract (medical history)	
2. Secondary arterial hypertension	8	2	6	-	1	-	Spot check-current control in a practical lesson. Questions for the exam	
3. Cardiomyopathies	8	2	6	-	1	-	Spot check-current control in a practical lesson. Questions for the exam	
4. Arrhythmias and heart block	8	2	6	-	1	-	Spot check-current control in a practical lesson. Questions for the exam	
5. Differential diagnosis in acute coronary syndrome	14	2	6	-	1	6	Abstrac. Spot check-current control in a practical lesson. Questions for the exam	
6. Primary and secondary prevention of cardiovascular diseases.	6	-	-	-	-	6	Abstrac Spot check-current control in a practical lesson. Questions for the exam	

Ministry of science and high education RF Ulyanovsk State University	Form	
F-Educational plan of the discipline		


Section 2. (Nephrology)							
7. Acute and chronic glomerulonephritis	8	2	6	-	2	-	Abstracts. Spot check-current control in a practical lesson. Questions for the exam
8. Chronic pyelonephritis	6	-	4	-	1	-	Spot check-current control in a practical lesson. Questions for the exam
9. Nephrotic syndrome. Amyloidosis of the kidneys	9	-	3	-	1	6	Abstracts Spot check-current control in a practical lesson. Questions for the exam
10. Chronic kidney disease	7	1	4	-	1	-	Spot check-current control in a practical lesson. Questions for the exam
11. Acute renal damage	4	1	3	-	1	-	Spot check-current control in a practical lesson. Questions for the exam
12. Methods of renal replacement therapy	5	-	3	-	-	2	Spot check-current control in a practical lesson. Questions for the exam
13. Tubulo-interstitial nephritis	5	-	3	-	-	2	Spot check-current

Ministry of science and high education RF Ulyanovsk State University	Form	
F-Educational plan of the discipline		


							control in a practical lesson. Questions for the exam
Section 3. (hematology)							
14 . Hypochromic microcytic anemia. Macrocytic anemia. Hemophilia.	6	1	3	-	1	2	Spot check-current control in a practical lesson. Questions for the exam
15. Normochromic normocytic anemia. Hemolytic anemia. Thrombocytopenia thrombocytopathy.	7	1	3	-	1	3	Abstracs Spot check-current control in a practical lesson. Questions for the exam
16.Acute and chronic leukosis	12	1	6	-	1	5	Abstracs Spot check-current control in a practical lesson. Questions for the exam
17.Erythremia. Myeloma disease.	7	1	6	-	1	-	Spot check-current control in a practical lesson. Questions for the exam
Section 4. (rheumatology)							
18. Deforming arthrosis	8	-	6	-	1	2	Abstracs Spot check-current control in a practical lesson. Questions for the exam
19. Rheumatoid Arthritis	7	1	6	-	1	-	Spot check-

Ministry of science and high education RF Ulyanovsk State University	Form	
F-Educational plan of the dicipline		


							current control in a practical lesson. Questions for the exam	
20. Systemic lupus erythematosus	7	1	6	-	1	-	Spot check-current control in a practical lesson. Questions for the exam	
21. Systemic scleroderma. Polymyositis. Dermatomyositis.	6		6	-	1	-	Spot check-current control in a practical lesson. Questions for the exam	
22. Ankylosing spondylitis (ankylosis and ruling spondylitis). Gout.	6		6	-	1	-	Spot check-current control in a practical lesson. Questions for the exam	
23. Systemic vasculitis	6	-	-	-	-	6		
TOTAL: 9, A	162+36 =198	18	104		21	40		
B - C semester								
Section 5. (pulmonology)								
24. Differential diagnosis of pulmonary infiltrates. The principles of antibiotic therapy. The treatment of pneumonia.	10	2	6	-	(2)	2	Spot check-current control in a practical lesson. Questions for the exam	
25. Differential diagnosis and treatment of obstructive pulmonary disease.	22		14	-	(2)	8	Abstracs Spot check-current control in a practical lesson. Questions for the exam	

Ministry of science and high education RF Ulyanovsk State University	Form	
F-Educational plan of the discipline		


26. Differential diagnostics for disseminational lung diseases.	4	2	-	-		2	current c Spot check- current control in a practical lesson. Que stions for the exam
Section 6. (differential diagnosis in cardiology)							
27. Differential diagnosis for pain in the heart. Modern therapy of coronary heart disease. The tactics of using antianginal drugs.	8	1	4	-	(2)	3	Spot check- current control in a practical lesson. Que stions for the exam
28. Differential diagnosis of arterial hypertension. Treatment of hypertension and mental illness.	7	1	4	-		2	Spot check- current control in a practical lesson. Que stions for the exam
29. Diagnosis and treatment of acute and chronic heart failure	8	1	4	-		3	Spot check- current control in a practical lesson. Que stions for the exam
30. Differential diagnosis cardiomegaly. Congenital and acquired heart defects.	10	-	4	-		6	Abstracts Spot check- current control in a practical lesson. Que stions for the exam
31. Differential diagnosis for cardiac arrhythmias.	8	1	4	-	(2)	3	Abstracts Spot check- current control in a practical lesson. Que stions for the exam
32. Antihypertensive conditions	2	-	-	-		2	Spot check-

Ministry of science and high education RF Ulyanovsk State University	Form	
F-Educational plan of the discipline		

in the clinic of internal diseases							current control in a practical lesson. Questions for the exam
33.ECG in normal and pathological conditions of the heart.	27	-	4	-	(2)	23	Abstracts Spot check-current control in a practical lesson. Questions for the exam
Section 7. (gastroenterology)							
34. Differential diagnosis and treatment of esophageal and gastric dyspepsia	8	-	5	-	(2)	3	Spot check-current control in a practical lesson. Questions for the exam
35. Differential diagnosis and treatment of diseases of the gallbladder and biliary tract	8	-	5	-		3	Spot check-current control in a practical lesson. Questions for the exam
36. Differential diagnosis and treatment of syndrome of diarrhea	10	-	6	-		4	Abstracts Spot check-current control in a practical lesson. Questions for the exam
37. Differential diagnosis hepatomegaly and hepatolienal syndrome	11	2	6	-	(2)	3	Spot check-current control in a practical lesson. Questions for the exam
38. Differential diagnosis of jaundice .	4	2	-	-		2	Spot check-current control in a

Ministry of science and high education RF Ulyanovsk State University	Form	
F-Educational plan of the discipline		

							practical lesson. Questions for the exam
39. Differential diagnosis with "sharp belly" .	5	2	-	-		3	Spot check-current control in a practical lesson. Questions for the exam
Section 8. (differential diagnosis in nephrology)							
40. Differential diagnosis for urinary syndrome in diseases of the kidney.	24	2	14	-	(2)	8	Abstracts Spot check-current control in a practical lesson. Questions for the exam
41. Diagnosis and treatment of chronic kidney disease. Differential diagnosis of CKD and AKI.	10	-	6	-		4	Abstracts Spot check-current control in a practical lesson. Questions for the exam
42. Edematous syndrome	4	-	-	-		4	Abstracts Spot check-current control in a practical lesson. Questions for the exam
Section 9. (differential diagnosis in hematology)							
43. Differential diagnosis in anemic conditions .	11	1	8	-	(2)	3	Spot check-current control in a practical lesson. Questions for the exam
44. Differential diagnosis of chronic leukemia: CML, CLL, subleukemic myeloid, a	10	2	6	-		2	Spot check-current control in a


Ministry of science and high education RF Ulyanovsk State University	Form	
F-Educational plan of the discipline		

myeloma, erithremia.							practical lesson. Questions for the exam
45 . Differential diagnosis and treatment of hemorrhagic syndrome	11	2	6	-		3	Spot check-current control in a practical lesson. Questions for the exam
46. Differential diagnosis at lymphadenopathy	5	1	-	-		3	Spot check-current control in a practical lesson. Questions for the exam
Section 10. (differential diagnosis in rheumatology)							
47. Differential diagnosis at joint syndrome	5	2	-	-		3	Abstracts Spot check-current control in a practical lesson. Questions for the exam
TOTAL: B, C	234	24	108		18	102	
Total:	396+36 =432	52	246		39	98	

If it is necessary to use partially or exclusively distance learning technologies in the educational process, it should be noted that the total number of hours (c.u.) set by the Department of discipline/specialty for each discipline/practice remains unchanged and is implemented in full. In this case, in the corresponding section of the educational program the total number of hours of work with students in accordance with the educational plan is allocated and the number of hours for conducting classes in a remote format using e-learning (online courses, lectures and seminars in videoconference mode, virtual practical classes, laboratory work in the form of virtual analogues, calculation and graphic works, individual tasks in the electronic information and educational environment, etc.) Training and industrial practice for all areas of discipline/specialties of all forms of training can be partially or fully implemented in a remote format.

5. COURSE CONTENT

Section 1. Cardiology.

Ministry of science and high education RF Ulyanovsk State University	Form	
F-Educational plan of the discipline		

Theme 1. Curation of patients. Clinical analysis of the patient by the teacher. Medical history of a patient with a cardiological profile. Rules and principles of design. Features of interrogation and examination of a patient with a cardiac profile. Formulation of the diagnosis. Types of diagnoses. The rationale for the examination plan of the patient. Differential diagnosis. The development of clinical thinking. The rationale for the clinical diagnosis. Justification of therapeutic tactics.


Topic 2. Secondary arterial hypertension. Definition Classification of arterial hypertension. Examination scheme for arterial hypertension. Renal arterial hypertension (renovascular, parenchymal). Endocrine arterial hypertension (Cushing's syndrome and disease, pheochromocytoma, aldosteroma). Hemodynamic hypertension. Diagnosis Criteria Features of the treatment. Clinical examination.

Theme 3. Cardiomyopathies. Classification. The clinical picture. Variants of the course of primary cardiomyopathies (a group of genetic, mixed and acquired cardiomyopathies). Diagnosis criteria for dilated, hypertrophic, inflammatory cardiomyopathy (myocarditis). Diagnostic capabilities, the role of echocardiographic studies. The course and complications. The basic principles of treatment. Indications for surgical treatment. Clinical examination.

Topic 4. Arrhythmias and heart block. Etiology and pathogenesis. Modern ideas about the pathogenesis of arrhythmia. Classification of arrhythmias. Extrasystole. Pathogenesis. Clinical manifestations. Tropical diagnosis of extrasystolic arrhythmias (ECG signs). Features of medical tactics. Indications for the appointment of antiarrhythmic drugs. Paroxysmal tachycardia. Pathogenesis. The clinical picture of an attack of paroxysmal therapy. ECG changes. Stopping the attack of paroxysmal tachycardia (supraventricular and ventricular). Indications for electropulse therapy. Prevention of attacks. Forecast. Syndrome of premature ventricular excitement. Diagnostics. Indications for surgical treatment. Atrial fibrillation and flutter. Pathogenesis. Classification. Clinical symptomatology. ECG changes. Complications The principles of therapy. Forecast. Ventricular fibrillation. Pathogenesis. Clinic. ECG signs. Therapy. Sick sinus syndrome. Diagnostics. Clinical manifestations. Indications for implantation of an artificial pacemaker. Impaired conductivity. Pathogenesis. Classification. Clinical manifestations. The nature of the ECG changes. Complications (Morgagni-Edems-Stokes syndrome, heart failure, rhythm disturbances). Diagnosis and differential diagnosis. The role of electrophysiological studies and monitor ECG. Treatment. Indications for the implantation of pacemakers. Labor examination. Forecast.

Theme 5. Differential diagnosis in acute coronary syndrome. Acute coronary syndrome without ST segment elevation. Clinic and diagnosis. Complications Differential diagnosis. Principles of managing patients in a hospital. Drug therapy. Acute coronary syndrome with ST segment elevation. Clinic and diagnosis. Complications. Differential diagnosis. Principles of managing patients in a hospital. Drug therapy. Revascularization in patients with ischemic heart disease. Methods of revascularization. Indications and contraindications for thrombolytic therapy and percutaneous interventions in the coronary arteries. The principles of accompanying therapy. atrial stimulation. Features of treatment depending on the genesis of pain.

Theme 6. Primary and secondary prevention of cardiovascular disease. Definition of primary and secondary prevention. Risk factors for underlying cardiovascular disease. Groups of persons subject to medical examination and the procedure for its implementation. The procedure for primary and

Ministry of science and high education RF Ulyanovsk State University	Form	
F-Educational plan of the discipline		

secondary prevention of cardiovascular disease. Determining the effectiveness of primary and secondary prevention of cardiovascular diseases.

Section 2. Nephrology.

Theme 7. Acute and chronic glomerulonephritis. Definition Etiology and pathogenesis. The main clinical syndromes. Laboratory, instrumental and morphological diagnostics. Differential diagnosis. Treatment. Forecast. Clinical examination

Theme 8. Chronic pyelonephritis. Definition Etiology and pathogenesis. The role of focal infection. Research Methods (urinalysis, cystochromoscopy, excretic and retrograde pyelography, gammarenografiya, angiography, ultrasound of the kidneys). Clinical, instrumental, laboratory diagnostics. Differential diagnosis with glomerulonephritis, hypernephroma, hypertension. Clinic. Pathogenesis of the main symptoms. Laboratories research. Diagnosis of unilateral lesions. Outcomes. Treatment indications for surgical treatment. Forecast. Prevention. Clinical examination


Theme 9. Nephrotic syndrome. Amyloidosis of the kidneys. Nephrotic syndrome. Definition Etiology. Modern concepts of pathogenesis in the light of ideas about the ultrastructure of the nephron. Diseases leading to the development of nephrotic syndrome. Pathogenesis of the main clinical manifestations of the disease. The clinical picture. Laboratory and morphological diagnostics. Possibilities of modern therapy. Forecast. Clinical examination. Amyloidosis. Etiology. Classification (idiopathic, hereditary, acquired). Modern concepts of pathogenesis and morphogenesis. The clinical picture. The main clinical syndromes. Stage of the course of amyloidosis. Diagnosis Criteria. Differential diagnosis. Laboratory research methods. The importance of a biopsy of a kidney, a study of the mucous membrane of the gums and intestines for a correct diagnosis. Treatment by stages, the possibility of the reverse development of amyloidosis. Outcomes. Forecast. The value of dispensary observation. Labor examination. Clinical examination.

Theme 10. Chronic kidney disease. Definition of the concept of chronic kidney disease. Prevalence. Etiology. Classification. Stages of the current. Treatment (regimen, diet, water-salt regimen, possibilities of nephroprotective therapy). Forecast. Dispensary accounting. Clinical examination

Theme 11. Acute renal damage. Definition of the concept of acute renal damage (AKI). Etiology. Pathogenesis. Classification. The mechanism of development of AKI. The clinical picture, stages in the development of AKI. Diagnostic criteria. Treatment by stages. Indications for hemodialysis. Outcomes. Prevention Clinical examination.

Theme 12. Methods of renal replacement therapy. Modern views on hemodialysis, peritoneal dialysis, transplantation of kidneys. Indications for initiation of renal replacement therapy. Dialysis service organization. Forecast. Clinical examination.

Theme 13. Tubulointerstitial nephritis. Definition Etiology and pathogenesis. The main clinical syndromes. Laboratory, instrumental and morphological diagnostics. Differential diagnosis. Treatment. Forecast. Clinical examination.

Ministry of science and high education RF Ulyanovsk State University	Form	
F-Educational plan of the discipline		

Section 3. Hematology

Topic 14. Hypochromic microcytic anemia. Macrocytic anemia. Hemophilia. Iron-deficiency anemia. Sideroblastic anemia. Clinic, diagnosis, treatment. Thalassemia. Diagnostics. The principles of treatment. Differential diagnosis with iron deficiency anemia. Macrocytic anemia. Causes of macrocytic anemia. Differential diagnosis with B-12 and folic acid deficiency anemia. Treatment of various forms. Hemophilia. The value of the hereditary factor in the development of the disease. Pathogenesis of bleeding. The main clinical syndromes. Clinical manifestations and course of hemophilia. Diagnosis Criteria Basic principles of treatment and prophylaxis a Forecast. Clinical examination.

Theme 15. Normochromic normocytic anemia. Hemolytic anemia. Thrombocytopenia. Thrombocytopathy. Anemia in chronic diseases. Causes. Diagnostic Methods Differential diagnosis with iron deficiency anemia. Aplastic anemia. Classification. Reasons for the development. Diagnosis Criteria Differential diagnosis. The principles of treatment. Hemolytic anemia. Hemolysis syndrome. Intracellular and intravascular hemolysis. Signs Differential diagnosis. Hereditary and acquired hemolytic anemia. Classification. Characteristics of various forms. Autoimmune hemolytic anemia. Thrombocytopathy. Classification. Clinic, diagnosis, treatment of various forms. Definition of a concept. The main etiological factors. pathogenesis of bleeding. The clinical picture. Diagnosis. Symptomatic thrombocytopenia. Flow. Treatment (corticosteroid therapy, blood transfusion, splenectomy). The concept of thrombocytopenia.


Theme 16 . Acute and chronic leukemia. A modern view of the etiology and pathogenesis of acute leukemia. Classification of acute leukemia. The clinical picture. Laboratory and morphological diagnostics. The main clinical and hematological syndromes. Currents and complications. The principles of therapy and its phasing (induction and consolidation of remission, prevention of neuroleukemia, treatment and the period of remission). Therapy of individual variants of the disease. Complications of cytostatic therapy. The possibilities of modern therapy. Outcomes of the disease. Forecast and survival. Clinical examination and rehabilitation of patients with acute leukemia. Chronic leukemia. Classification. The main clinical syndromes. Laboratory and morphological diagnostics. Schemes of combined cytostatic therapy. Complications of cytostatic therapy. Treatment. Forecast.

Theme 17. Erythremia. Myeloma Erythremia. The main clinical syndromes. Diagnosis criteria depending on the stage. The course and outcomes of the disease. Treatment. Forecast. Clinical examination. Myeloma. Classification. Clinical options. Diagnosis Criteria Differentiated diagnosis. Treatment. Forecast.

Section 4. Rheumatology

Theme 18. Deforming arthrosis. Definition. Spread. Etiology and pathogenesis. Classification. The clinical picture. The main clinical forms and stages of the course. Diagnosis Criteria Diagnostic criteria. Differentiated diagnosis. The principles of the flow. Treatment. Indications for orthopedic treatment. Forecast. Prevention.

Theme 19 . Rheumatoid arthritis. Definition. Frequency. Etiology and pathogenesis (the role of autoimmune disorders and genetic factors). Classification. The clinical picture, taking into account the

Ministry of science and high education RF Ulyanovsk State University	Form	
F-Educational plan of the discipline		

stage of the course, the severity of the process and the involvement of other organs and systems of the body in the pathological process. Laboratory changes. Diagnosis Criteria Differential diagnosis with other joint diseases. Flow. Treatment. Forecast. Clinical examination.

Theme 20. Systemic lupus erythematosus. Definition Etiology and pathogenesis (the role of autoimmune shifts). Classification. The clinical picture. Damage to organs and systems. Laboratory changes. The degree of activity of the process. Diagnosis Criteria Differential diagnosis. The basic principles of treatment (immunosuppressive therapy, remission). Forecast. Prevention. Clinical examination

Theme 21. Systemic scleroderma. Polymyositis. Dermatomyositis. Systemic scleroderma. Definition Etiology and pathogenesis. Classification. The clinical picture. Damage to organs and systems. Laboratory changes. Flow. Diagnostic criteria. Possibilities of modern differential therapy. Forecast. Prevention. The main clinical syndromes. Diagnosis Criteria. Differentiated diagnosis. Treatment. Forecast. Clinical examination. Polymyositis. Dermatomyositis. Definition Etiology and pathogenesis. The clinical picture. Damage to the skin, muscles, internal organs and systems. Laboratory shifts. Course of the disease. Diagnosis Criteria Treatment. Prevention. Clinical examination.


Theme 22. Ankylosing spondylitis (ankylosing spondylitis). Gout. Ankylosing spondylitis (ankylosing spondylitis). Definition Etiology and pathogenesis. Classification. The clinical picture. Damage to organs and systems. Laboratory changes. Flow. Diagnostic criteria. Possibilities of modern differential therapy. Forecast. Prevention The main clinical syndromes. Diagnosis Criteria Differentiated diagnosis. Treatment. Forecast. Clinical examination. Gout. Definition Spread. Etiology and pathogenesis. Clinical picture: acute attack, chronic course. Damage to the kidneys. Diagnosis Criteria Features of the articular syndrome. Differentiated diagnosis. Treatment (diet, non-steroidal anti-inflammatory drugs, anti-hyperuricemia drugs). Forecast. Clinical examination.

Theme 23. Systemic vasculitis. Nodular periar ter and it. Wegener's granulomatosis .. giant cell arteritis. Hemorrhagic vasculitis. Pathogenesis of bleeding. The clinical picture, options for the course of the disease. Diagnostic criteria. The course and outcome. Treatment. Goodpasture Syndrome. Thromboangiitis obliterans. Definition Etiology and pathogenesis. The clinical picture. The main clinical syndromes. Laboratory changes. Clinical options. Diagnosis Criteria Differential diagnosis. Treatment. Forecast. Prevention

Section 5. Pulmonology

Theme 24. Differential diagnosis of pulmonary infiltrates. The principles of antibiotic therapy. The treatment of pneumonia . Differential diagnosis for pulmonary infiltrate (pneumonia, cancer, tuberculosis), eosinophilic infiltrate, middle lobe syndrome and Goodpasture. The principles of antibiotic therapy. The treatment of pneumonia.

Theme 25 . Differential diagnosis and treatment of obstructive pulmonary disease. Clinical features of diffusion bronchospasm. Limited obstruction, pulmonary atelectasis, pulmonary

Ministry of science and high education RF Ulyanovsk State University	Form	
F-Educational plan of the discipline		

edema. Differential diagnosis for bronchial obstructive diseases. The principles of treatment of bronchial asthma, chronic obstructive pulmonary disease.

Theme 26. Differential diagnosis for disseminated lung diseases. Medicinal pneumopathy. Modern treatment of sarcoidosis. Modern treatment of alveolitis. Modern treatment of systemic vasculitis. Diagnosis criteria for silicosis and silicosis.

Section 6. Differential diagnosis in cardiology .

Theme 27 . Differential diagnosis for pain in the heart. Modern therapy of coronary heart disease. The tactics of using antianginal drugs. Features of pain of coronarogenic and non-coronarogenic origin. Drug and stress tests. The value of coronarography, Echocardiography, atrial stimulation test. Features of treatment depending on the genesis of pain. Modern therapy of coronary heart disease. The tactics of using antianginal drugs.

Theme 28. Differential diagnosis of arterial hypertension. Treatment of hypertension. Differential diagnosis hypertension disease and symptomatic hypertension. The value of instrumental methods and the following. Modern principles of treatment of arterial hypertension. Features of the treatment of arterial hypertension in patients with both logotype and senile age and severe atherosclerosis.

Theme 29. Diagnosis and treatment of acute and chronic heart failure. Features of clinical manifestations in acute failure (shock, pulmonary edema) and chronic congestive heart failure and accuracy (depending on stage). The basic principles of modern treatment of acute and chronic heart failure.

Topic 30. Differential diagnosis of cardiomegaly. Congenital and acquired heart defects. Differential diagnosis in the nosological series: IHD, primary cardiomyopathies, heart tumors, myocarditis, pericardial effusion, congenital and acquired heart defects. Possibilities of imaging methods (ECHO , CT, MRI, scintigraphy) of research methods. Issues of etiology, pathogenesis, treatment tactics for acquired and congenital heart defects.


Theme 31. Differential diagnosis for cardiac arrhythmias. Features of the clinical manifestations of the main forms of arrhythmias. ECG value in diagnostics. Therapy depending on the shape of arrhythmia. Indications and contraindications for Defibrillation, implantation of an artificial pacemaker.

Theme 32. Antihypertensive conditions in the clinic of internal diseases. Essential, symptomatic, idiopathic orthostatic form. The concept of hypotension.

Theme 33. ECG in normal and pathological conditions of the heart. ECG characteristic is normal. ECG for myocardial infarction and its complications. ECG for diffuse diseases of the myocardium, myocardial dystrophy, acute dry and exudative pericarditis. ECG for cardiac arrhythmias and conduction.

Section 7. Gastroenterology

Theme 34. Differential diagnosis and treatment of esophageal and gastric dyspepsia. Patient examination algorithm Hard act of swallowing, nausea and vomiting. Diagnosis criteria and

Ministry of science and high education RF Ulyanovsk State University	Form	
F-Educational plan of the discipline		

differential diagnosis: GERD, cardia achalasia, Hiatal hernia, cardiospasm, Barrett's esophagus, esophageal cancer. Diagnosis criteria and differential diagnosis: gastritis, peptic ulcer, non-ulcer dyspepsia, stomach cancer. Features of the treatment. The principles of eradication therapy.

Theme 35. Differential diagnosis and treatment of diseases of the gallbladder and biliary tract. Differential diagnosis of diseases biliary tract: cholelithiasis, dyskinesia of gallbladder, dysfunction of sphincter Oddi, cholecystitis. Differentiated therapy.

Topic 36. Differential diagnosis and treatment of diarrhea syndrome. Differential diagnosis of diseases with diarrhea syndrome: Nonspecific ulcerative colitis, Crohn's disease, IBS, enzymeopathy, short bowel syndrome. Differentiated treatment.

Topic 37. Differential diagnosis of hepatomegaly and hepatolienal syndrome. The main causes, the value of laboratory instrumental method. Indications for puncture biopsy of the liver.

Theme 38. Differential diagnosis of jaundice. Diagnostic criteria for various forms of jaundice occurring with the predominant manifestation of unconjugated, conjugated and bilirubin. The possibility of laboratory and instrumental methods of research.

Theme 39. Differential diagnosis for "acute abdomen." The concept of "acute abdomen." Pathogenesis and cells and clinical symptoms. Therapist's tactics for suspected acute abdomen.

Section 8. Differential diagnosis in nephrology.

Topic 40. Differential diagnosis of pathological urinary syndrome with kidney disease. Diagnostic criteria diseases with hematuria, proteinuria, leukocyturia. The possibilities of laboratory and instrumental methods and with the following.


Topic 41. Diagnosis and treatment of chronic kidney disease. Differential diagnosis of CKD and AKI. Criteria for the diagnosis, classification of CKD . Differential diagnosis with AKI. The principles of conservative treatment. Indications for replacement item of TCD.

Theme 42. Edema syndrome. Clinical features of edema in diseases of the heart, kidneys, liver, endocrine diseases. Treatment taking into account the pathogenesis of various types of edema.

Section 9. Differential diagnosis in hematology

Theme 43. Differential diagnosis for anemic conditions. Diagnostic search program for anemia. Therapeutic possibilities of treatment. Indications for the infusion of erythromass (order on the approval of the rules for the clinical use of donated blood and (or) its components) .

Theme 44. Differential diagnosis for chronic leukemia: CML, CLL, subleukemic myelosis, myeloma, erythremia. Diagnosis criteria: CML, CLL, subleukemic myelosis. Differential diagnosis with leukemoid reactions of myeloid, lymphoid types. Diagnosis criteria and differential diagnosis of myeloma, erythremia.

Ministry of science and high education RF Ulyanovsk State University	Form	
F-Educational plan of the discipline		

Theme 45. Differential diagnosis and treatment of hemorrhagic syndrome . Diagnostic search program for hemorrhagic syndrome. Principles of analysis of indicators of the blood coagulation system. Criteria for the types of hemorrhagic syndrome (petechial-spotted, hematoma, mixed, vasculitis-purple, angiomatous). Diagnosis criteria: hemophilia A, B, C , thrombocytopenic purpura, DIC . The principles of therapy.

Theme 46. Differential diagnosis for lymphadenopathy. Diagnostic search program. Value of morphological method of study .

Section 10. Differential diagnosis in rheumatology.

Theme 47. Differential diagnosis of articular syndrome. Clinical manifestations of articular syndrome in diffuse connective tissue disease, rheumatoid arthritis, gout, DOA, paraneoplastic condition. Possibilities of early diagnosis of RA and ankylosing spondylitis.

6. TOPICS OF PRACTICAL CLASSES AND SEMINARS (FOR DISCUSSING AND SELF-PREPARING OF STUDENTS)

Section 1. Cardiology.

Topic 1. Curation of patients. Clinical analysis of the patient by the teacher (practical lesson).

Questions to the topic:


1. The history of the disease. Rules and principles of design.
2. Patient questioning, basic principles.
3. Examination of the patient. Basic principles.
4. Formulation of the diagnosis. Types of diagnoses.
5. The rationale for the examination plan of the patient.
6. Differential diagnosis. The development of clinical thinking.
7. The rationale for the clinical diagnosis.
8. Justification of medical tactics.

Topic 2. Secondary arterial hypertension. (practical lesson).

Questions to the topic:

1. Definition of the terms "secondary arterial hypertension ".
2. Classification of secondary arterial hypertension.
3. The main points of etiology, pathogenesis of nephrogenic, endocrine, hemodynamic arterial hypertension.
4. Clinical manifestations nephrogenic (parenchymal, renovascular), endocrine (pheochromocytoma, Itcenkko-Kushing syndrom, Kone syndrome) arterial hypertension.
5. Diagnostic criteria.
6. Differential diagnosis.
7. Principles of treatment for common secondary arterial hypertension.
8. Forecast, questions of examination of disability.

Topic 3. Cardiomyopathies (practical lesson).

Ministry of science and high education RF Ulyanovsk State University	Form	
F-Educational plan of the discipline		

Questions to the topic:

1. Definition of the term "cardiomyopathy".
2. Classification of cardiomyopathies.
3. The main points of etiology, pathogenesis, hemodynamics of cardiomyopathies.
4. Clinical manifestations of dilated, hypertrophic, inflammatory cardiomyopathy (myocarditis) .
5. Diagnostic criteria for cardiomyopathies.
6. Differentiated diagnosis of cardiomyopathies among themselves and with diseases accompanied by cardiomegaly and heart failure.
7. Principles of treatment of cardiomyopathies.
8. Forecast, questions of examination of disability.

Topic 4. Arrhythmias and heart block (practical lesson).


Questions to the topic :

1. Definition of the basic terms "arrhythmia", "extrasystole", "paroxysmal arrhythmias", "atrial and ventricular fibrillation", "flutter", etc.
2. Classification of arrhythmias.
3. The main points of etiology, pathogenesis of arrhythmias.
4. Clinical manifestations of rhythm disturbance.
5. Diagnostic methods for arrhythmias.
6. Differential diagnosis of rhythm disturbances:
 - Extrasystole. Topical diagnosis of extrasystolic arrhythmias (ECG signs).
 - Paroxysmal tachycardia. The clinical picture of an attack of paroxysmal therapy. ECG changes. Syndrome of premature ventricular excitation.
7. Atrial fibrillation and flutter. Classification. Clinical symptomatology. ECG changes.
8. Ventricular fibrillation. Clinic. ECG signs.
9. Syndrome weakness syndrome. Diagnostics. Clinical manifestations. Indications for implantation of an artificial pacemaker.
10. Violation of conductivity. Pathogenesis. Classification. Clinical manifestations. The nature of the ECG changes.
11. Complications (Morgagni-Edem-Stokes syndrome, heart failure, rhythm disturbances).
12. The role of electrophysiological studies and a monitor ECG
13. Principles of treatment of arrhythmias: classification of antiarrhythmics, tactics and principles of management of patients with the most common arrhythmias (extasystole, paroxysmal tachycardia, atrial fibrillation, etc.).
14. Labor examination. Forecast.

Topic 5 . Differential diagnosis in acute coronary syndrome. (practical lesson).

Questions to the topic:

1. Differential diagnosis of pain in the heart.
2. Acute coronary syndrome (ACS). Definition
3. Acute coronary syndrome without ST segment elevation. Clinic and diagnosis. Complications
4. The principles of management of patients in a hospital. Drug therapy of ACS without ST segment elevation.
5. Acute coronary syndrome with ST segment elevation. Clinic and diagnosis. Complications
6. Principles of managing patients in a hospital with ACS with ST segment elevation. Drug therapy.
7. Methods of revascularization. Indications and contraindications for thrombolytic therapy and percutaneous interventions in the coronary arteries. The principles of accompanying therapy.

Ministry of science and high education RF Ulyanovsk State University	Form	
F-Educational plan of the dicipline		

Section 2. Nephrology.

Topic 7 . Acute and chronic glomerulonephritis (practical lesson).

Questions to the topic:

1. Etiopathogenesis of acute glomerulonephritis.
2. Clinic of acute glomerulonephritis.
3. Diagnosis of acute glomerulonephritis.
4. Treatment of acute glomerulonephritis. Forecast.
5. Etiopathogenesis of chronic glomerulonephritis
6. Clinic of chronic glomerulonephritis.
7. Diagnosis of chronic glomerulonephritis.
8. Treatment of chronic glomerulonephritis. Forecast

Topic 8. Chronic pyelonephritis (practical lesson).

Questions to the topic:

1. Definition Etiology and pathogenesis. The role of focal infection. Research Methods . Etiopathogenesis of chronic pyelonephritis
2. Clinic of chronic pyelonephritis.
3. Diagnosis of chronic pyelonephritis.
4. Differential diagnosis of chronic pyelonephritis.
5. Treatment of chronic pyelonephritis.

Topic 9, Topic 11. Nephrotic syndrome. Amyloidosis of the kidneys. Acute renal damage (practical lesson).


Questions to the Topic:

1. Etiopathogenesis of nephrotic syndrome.
2. Clinic of nephrotic syndrome.
3. Diagnosis of nephrotic syndrome.
4. Differentiated diagnosis of nephrotic syndrome.
5. Treatment of nephrotic syndrome.
6. Etiology of renal amyloidosis.
7. Pathogenesis of renal amyloidosis.
8. Clinic of renal amyloidosis.
9. Diagnosis of renal amyloidosis.
10. Treatment of renal amyloidosis.
11. Definition of the concept of acute renal damage (AKI).
12. Etiology and pathogenesis.
13. Classification. .
14. The clinical picture, stages in the development of AKI.
15. Diagnostic criteria.
16. Treatment by stages. Indications for hemodialysis.

Topic 10. Chronic kidney disease (practical lesson).

Questions to the topic:

1. Definition of the concept of chronic kidney disease.
2. Prevalence.

Ministry of science and high education RF Ulyanovsk State University	Form	
F-Educational plan of the discipline		

3. Etiology.
4. Classification.
5. Stages of the course.
6. Treatment (regimen, diet, water-salt regimen, possibilities of nephroprotective therapy).
7. Forecast. Dispensary accounting. Clinical examination.

Section 3. Hematology

Topic 14-15. Hypochromic microcytic anemia. Macrocytic anemia. Hemophilia. Normochromic normocytic anemia. Hemolytic anemia. Thrombocytopenia. Thrombocytopathy (practical lesson).


Questions to the topic:

1. Iron deficiency anemia. Sideroblastic anemia. Clinic, diagnosis, treatment.
2. Thalassemia. Diagnostics. The principles of treatment. Differential diagnosis with iron deficiency anemia.
3. Macrocytic anemia. Causes of macrocytic anemia. Differential diagnosis with B-12 and folic acid deficiency anemia.
4. Hemophilia. The value of the hereditary factor in the development of the disease. Pathogenesis of bleeding. The main clinical syndromes. Clinical manifestations and course of hemophilia. Diagnosis Criteria
5. The basic principles of treatment and prevention of hemophilia.
6. Forecast. Clinical examination. Employment.
7. Anemia in chronic diseases. Causes. Diagnostic Methods Differential diagnosis with iron deficiency anemia.
8. Aplastic anemia. Classification. Reasons for the development. Diagnosis Criteria Differential diagnosis. The principles of treatment.
9. Hemolytic anemia. Hemolysis syndrome. Intracellular and intravascular hemolysis. Signs Differential diagnosis. Hereditary and acquired hemolytic anemia. Classification. Characteristics of various forms.
10. Autoimmune hemolytic anemia.
11. Thrombocytopathy. Classification. Clinic, diagnosis, treatment of various forms.
12. The concept of thrombocytopenia.

Topic 16. Acute and chronic leukemia (practical lesson).

Questions to the topic:

1. The main factors in the development of leukemia.
2. The main clinical and hematological syndromes and the mechanism of their development.
3. Diagnosis criteria for acute leukemia.
4. Differentiated diagnosis of acute leukemia with hypoplastic anemia and other pancytopenia, leukemoid reactions, "masks" of AP.
5. Classification of acute leukemia, formulation of a clinical diagnosis.
6. The tactics of a doctor in identifying a patient with AL.
7. Highlights of the comprehensive treatment of patients with acute leukemia; scheme cited for static chemotherapy; complications of chemotherapy and their prevention.
8. Clinical examination. of patients with AL. Forecast.
7. The definition of "chronic lymphocytic leukemia / CLL /", "chronic Mielolecosis/ CML/"
8. CLL diagnosis criteria.
9. Diagnosis criteria with CML.

Ministry of science and high education RF Ulyanovsk State University	Form	
F-Educational plan of the discipline		

10. Differential diagnosis of CML with osteomyelosclerosis, leukemoid reaction, myeloid body.
11. Differential diagnosis of CLL lymphogranulomatosis, leukemoid reaction.
12. The basic principles of the treatment of CML.
13. The basic principles of the treatment of CLL.
14. Forecast, rehabilitation, medical examination of patients with chronic leukemia.

Topic 17 . Erythremia. Myeloma (practical lesson).

Questions to the topic:

1. Definition of the term " erythremia"
2. The pathomorphological basis of the disease, the mechanism of development of the main clinical and hematological syndromes of the disease.
3. The modern classification of erythremia and symptomatic absolute erythrocytosis, and its use in practice.
4. Clinical and hematological criteria for the diagnosis of erythremia.
5. Differentiated diagnosis of erythremia and symptomatic secondary erythrocytosis.
6. The tactics of a doctor in identifying a patient with erythremia.
7. Clinical examination of patients with erythremia. Forecast.
8. Definitions of the concept of multiple myeloma.
9. The main pathogenetic mechanisms of paraproteinemic gammopathy.
10. Diagnostic criteria for myeloma.
11. Differential diagnosis with gammopathy, disease Waldenström.
12. Treatment of myeloma.

Section 4. Rheumatology

Topic 18 . Deforming arthrosis . (practical lesson).


Questions to the topic:

1. The definition of the term "osteoarthrosis"
2. The main causes and risk factors.
3. The main criteria for diagnosis.
4. Classification.
5. The main clinical signs and symptoms .
6. X-ray and laboratory diagnostics.
7. Supporting signs of differentiated diagnosis.
8. The basic principles of the treatment of osteoarthritis.
9. Side effects of drugs.
10. An approximate plan for the examination and treatment of a patient in a hospital.
11. Clinical examination, Clinical examination of patients.

Topic 19. Rheumatoid arthritis (practical lesson).

Questions to the topic:

11. Definition of the term "rheumatoid arthritis".
12. The main causes and risk factors.
13. The main criteria for diagnosis.
14. Classification.
15. The main clinical signs and symptoms .
16. X-ray and laboratory diagnostics.

Ministry of science and high education RF Ulyanovsk State University	Form	
F-Educational plan of the dicipline		

17. Supporting signs of differentiated diagnosis.
18. The basic principles of treatment ..
19. Side effects of drugs.
20. An approximate plan for the examination and treatment of a patient in a hospital.
21. Clinical examination, Clinical examination of patients.

Topic 20 . Systemic lupus erythematosus (practical lesson).

Questions to the topic:

1. Definition of the term "systemic lupus erythematosus."
2. The main causes and risk factors for the development of systemic lupus erythematosus.
3. Diagnosis Criteria
4. The main clinical signs and symptoms of systemic lupus erythematosus. Laboratory methods for examining systemic lupus erythematosus.
5. Differentiated diagnosis of systemic lupus erythematosus.
6. The basic principles of treatment of systemic lupus erythematosus.
7. List the main drugs used to treat C with dark red lupus erythematosus, give their characteristics.
8. Side effects of drugs.
9. An approximate plan for the examination and treatment of a patient in a hospital.
10. Forecast. Prevention. Clinical examination.

Topic 21. Systemic scleroderma. Polymyositis. Dermatomyositis (practical lesson).


Questions to the topic:

1. Definition of the term "systemic scleroderma"
2. The main reasons for the development of systemic scleroderma.
3. Diagnosis criteria for systemic scleroderma
4. The main clinical signs and symptoms of systemic scleroderma.
5. Diagnostic criteria for systemic scleroderma. systemic scleroderma
6. Supporting signs of the differential diagnosis of systemic scleroderma.
7. The basic principles of treatment of systemic scleroderma.
8. Prevention of systemic scleroderma.
9. Clinical examination, Clinical examination of patients with systemic scleroderma.
10. Definition of the term "dermatomyositis, polymyositis".
11. The main causes and risk factors for the development of dermatomyositis and polymyositis.
12. Diagnosis criteria for dermatomyositis and polymyositis.
13. Classification of dermatomyositis, polymyositis.
14. The main clinical signs and symptoms of dermatomyositis, polymyositis.
15. The main methods for the diagnosis of dermatomyositis, polymyositis.
16. Differentiated diagnosis of systemic lupus erythematosus.
17. Methods of treating dermatomyositis, polymyositis.
18. The prognosis of the disease.

Topic 22. Ankylosing spondylitis (ankylosing spondylitis). Gout (practical lesson).

Questions to the topic:

1. Definition of the term "ankylosing spondylitis."
2. Etiology, pathogenesis.
3. Criteria for the diagnosis of ankylosing spondylitis.

Ministry of science and high education RF Ulyanovsk State University	Form	
F-Educational plan of the discipline		

4. The main clinical signs and symptoms of ankylosing spondylitis.
5. Diagnostics.
6. The basic principles of treatment of ankylosing spondylitis.
7. Prevention of ankylosing spondylitis.
8. The prognosis of the disease.
9. Definition of the term “gout”.
10. Etiology, pathogenesis
11. Classification of gout.
12. The main clinical signs and symptoms of gout. Blood picture for gout.
13. Laboratory diagnosis of gout. Microscopy tophi and synovial fl on STI for gout.
14. The basic principles of treatment and prevention of gout. Forecast.

Section 5 . Pulmonology .

Topic 24. Differential diagnosis of pulmonary infiltrates. The principles of antibiotic therapy. Treatment of pneumonia. (practical lesson).

Questions to the topic :

1. Diagnosis criteria:
 - Pneumonia
 - Tuberculosis of lung
 - Pulmonary infarction
 - Cancer of lung
 - Exudative pleuritis
 - Atelectasis of lungs
2. Groups of antibacterial agents (etiologic therapy of pneumonia).
3. Basic principles antibacterial therapy.
4. Management of patients with extrahospital and hospital pneumonia. The volume and frequency of using diagnostic methods. Indications for inpatient treatment and duration of hospitalization.

Topic 25 . Differential diagnosis of obstructive diseases of lungs. (practical lesson).


Questions to the topic:

1. Differential diagnosis in the nosological series:
 - BA (various phenotypes)
 - COPD;
 - Local obstruction of bronchi;
 - syndromic obstruction of bronchi
2. Spirometry rules (according to the approved methodological recommendations), evaluation of spirometry results, bronchodilation tests

Topic 25. Treatment of obstructive lung disease. (practical lesson).

Questions to the topic:

1. Basic groups broncholytic drugs, mechanism of pharmacology action.
2. Principles of treatment of asthma in acute exacerbation and remission (basic anti-inflammatory therapy, bronchodilator therapy).
3. Treatment of COPD in acute and remission.
4. The concept of stage- treatment of obstructive diseases, the concept of targeted therapy .
5. Physiotherapy techniques of treatment

Ministry of science and high education RF Ulyanovsk State University	Form	
F-Educational plan of the discipline		

Section 7. The differential diagnosis in cardiology

Topic 27. Differential diagnosis of pain in the heart. Modern therapy of coronary heart disease. Use tactics of antianginal therapy (practical lesson).

Questions to the topic :

- The criteria for the diagnosis of cardialgias in patients with pulmonary, gastrointestinal tract, bone and muscle diseases.
- Diagnostic criteria during pain of coronary (angina pectoris, myocardial infarction) and noncoronary lesions (pulmonary artery thrombosis, pericarditis)
- The program for the treatment of angina pectoris (non-drug and drug therapy). Using of the main classes of antianginal drugs.
- The tactics of therapy for angina pectoris in different functional classes.
- The basic principles of treatment of myocardial infarction.

Topic 28. Differential diagnosis of arterial hypertension. Treatment of hypertension disease. (practical lesson).

Questions to the topic:

- Differential diagnosis criteria for the symptomatic (secondary) and primary hypertension (Hypertention disease).
- The program of obligatory and non-obligatory (according to indications) researches.
- HD Treatment (drugs and non-drugs).

Program of using basic antihypertensive drugs

Topic 29. Diagnosis and treatment of acute and chronic heart insufficiency. (practical lesson).

Questions to the topic :

- Supporting clinical signs of the diagnosis the acute and chronic heart failure
- Algorithm using additional methods for diagnosing CHF.
- The program of non-pharmacological and pharmacological therapy the CHD
- The use of ACE, β -blockers, diuretics and glycosides in heart failure therapy


Topic 30 . Differential diagnosis of cardiomegaly. (practical lesson) Differential diagnosis in the nosological series:

- ischemic heart disease,
- primary cardiomyopathies,
- heart tumors,
- myocarditis,
- pericardial effusion

The main criteria for diagnosis based on clinical data and laboratory and instrumental diagnostic methods.

Topic 31. Congenital and acquired heart defects. (practical lesson)

Etiology, questions of pathogenesis , differential diagnosis of congenital (Atrial septal defect, Ventricular septal defect) and acquired defects (stenosis of the left atrioventricular valve, mitral insufficiency, aortic stenosis, aortic insufficiency) of the heart. The concept of combined heart defects. Possibilities of functional and visualizing diagnostic methods (D-EchoCG, MRI, CT,

Ministry of science and high education RF Ulyanovsk State University	Form	
F-Educational plan of the discipline		

scintigraphy, coronary angiography). Definition of management tactics for patients with heart defects. The possibilities of drug therapies.

Topic 32. Differential diagnosis for cardiac arrhythmias. (practical lesson) Features of the clinical manifestations of the main forms of arrhythmias. ECG value in diagnostics. Tera Pius depending on the shape of Arita mission. Indications and contraindications for Defi b rillyatsii, implantation of an artificial pacemaker.

Questions to the topic :

- Program emergency and square as a new treatment of arrhythmias.
- Criteria and possible clinical diagnosis of conduction disorders and drug from solutions of rhythm.
- ECG - diagnostic criteria for the longitudinal and transverse blockades fibrillation and chatter e Thaniah atrial (OP, TP)
- The program of using pharmacological and other types of correction of these arrhythmias.

Topic 33. Normal ECG. Hypertrophy of the heart. ECG in inflammatory diseases of the heart and and intoxication. (practical lesson).

Questions to the topic :

- Electrophysiology of the heart.
- The main exhaust, using with ECG.
- Determination of the electrical axis of the heart, the intervals, ECG teeths.
- ECG signs of heart hypertrophy
- ECG myocarditis, pericarditis.
- ECG in overdose glycosides situations.
- ECG for hyper-, hypokalemia

Topic 34. ECG in ischemic heart disease used for cardiac existing illness. (practical lesson).

Questions to the topic:

- ECG signs of myocardial ischemia with angina pectoris.
- ECG signs of damage, necrosis of myocardium.
- Differential diagnosis of acute myocardial infarction
- Load samples, using for the diagnosis of IHD

Topic 35. ECG in arrhythmias, disorders of automatism, excitability. (practical lesson).

Questions to the topic :


- Violation of sinus-node automaticity
- Paroxysmal tachycardia
- Extrasystoles.
- Atrial fibrillation.
- Holter ECG monitoring in the diagnosis of arrhythmias.

Topic 36. ECG disturbances 's of conductivity. (practical lesson).

Questions to the topic :

- Blockade of the sinus, atrio-ventricular nodes.
- Intraventricular blockade.
- Syndrome of premature excitation the ventricles.

Section 7. Gastroenterology

Ministry of science and high education RF Ulyanovsk State University	Form	
F-Educational plan of the discipline		

Topic 37. Differential diagnosis and treatment of esophageal and gastric dyspepsia

(practical lesson).

Questions to the topic:

1. Diagnostic criteria, differential diagnosis and treatment:

- GERD
- Achalasia Cardia
- Hiatal hernia
- Cardiospasm
- Esophagus of Barrett
- Esophageal cancer .

Differential diagnosis and treatment:

- gastritis
- ulcer
- non-ulcer dyspepsia
- stomach cancer

Eradication therapy

Topic 38. Differential diagnosis and treatment of diseases of the gall bladder and the biliary tract

(practical lesson).

Questions to the topic:

1. Differential diagnosis of the biliary tract diseases

- cholelithiasis
- Dyskinesia of biliary tracts
- Dysfunction of Oddi sphincter
- Cholecystitis

2. Differentiated therapy

Topic 39. Differential diagnosis and treatment of diarrhea syndrome (practice session).

Questions to the topic :

1. Differential diagnosis of diseases with diarrhea syndrome:

- Ulcerative colitis
- Crohn's disease
- Irritable bowel syndrome
- Fermentopathies
- Short bowel syndrome.


2. Differentiated treatment

Topic 40. Differential diagnosis of the hepatomegaly syndrome (practice session).

Questions to the topic :

1. The criteria for the diagnosis and Differential diagnosis:

- Viral hepatitis
- Autoimmune hepatitis
- Alcoholic liver disease
- Wilson's Disease
- Biliary diseases (primary biliary sclerosis, primary sclerosing cholangitis)

Ministry of science and high education RF Ulyanovsk State University	Form	
F-Educational plan of the discipline		

Section 8. Differential diagnosis in nephrology

Topic 41. Differential diagnosis in pathological urinary sediment, manifesting with hematuria (practice session).

Questions to the topic :

1. Differential diagnosis of hematuria: degree, level of origin, characteristic under phase-contrast microscopy
2. Criteria for diagnosis:
 - acute, rapidly progressive glomerulonephritis
 - chronic hematuric and hypertensive glomerulonephritis
 - hypernephroma
 - kidney infarction

Topic 42. Differential diagnosis of pathological urinary sediment, manifesting with leucocyte in urine(practice session).

Questions to the topic:

1. Differential diagnosis of leukocyturia: degree, level of origin, characteristics of urine white blood cell count
2. Criteria for diagnosis:
 - chronic and acute pyelonephritis
 - kidney tuberculosis
 - chronic and acute tubulointerstitial nephritis

Topic 43. Differential diagnosis of pathological urinary sediment, manifesting with proteinuria (practice session).

Questions to the topic :


1. Differential diagnosis of proteinuria: degree, level of origin, composition
2. Criteria for diagnosis:
 - chronic and acute glomerulonephritis
 - myeloma nephropathy
 - renal vein thrombosis
 - Goodpasture's syndrome and Wegener disease
 - infectious endocarditis

Topic 44. Diagnosis and treatment of chronic kidney disease. Differential diagnosis of CKD and AKI. Criteria for the diagnosis, classification of CKD. Differential diagnosis with AKI. Principles of conservative therapy CKD. Indications for replacement item of stranded therapy CKD.

Section 9. Differential diagnosis in hematology

Topic 45. Differential diagnosis and treatment of anemia. Indications for blood transfusion (practical lesson).

Questions to the topic:

Ministry of science and high education RF Ulyanovsk State University	Form	
F-Educational plan of the discipline		

Differential diagnosis of anemia on the level of color indicator, the size of a red blood cell, the degree of reduction in hemoglobin, the regenerative ability of red sprou

Diagnosis Criteria:

- iron deficiency anemia
- redistribution anemia (in chronic infectious-inflammatory diseases)
- aplastic anemia
 - Principles of etiological and pathogenetic treatment of iron deficiency anemia (iron supplements preparations), aplastic anemia (GCS, cytostatics), the indications for splenectomy
 - Criteria of Diagnosis:
- megaloblastic anemia: B6-deficiency and folievo (B12)deficiency
- haemolytic anemia (hereditary and acquired forms)
- sidereal anemia (congenital, with lead intoxication)
 - Principles etiologic and pathogenetic treatment megaloblastic anemia (cyanocobalamin folic acid), hemolytic anemia (GCS, cytostatics), indication to splenectomy sidereal anemia (symptomatic therapy, including therapy by desferal)
 - Indications for transfusion, complications

Topic 46. Differential diagnosis of chronic leukemia: CML, CLL, subleukemic mieloz, myeloma, eritremii (practice session).

Questions to the topic :

Diagnosis Criteria:


- CML
- CLL
- subleukemic myelosis
 - Differential diagnosis with leukemoid tests by myeloid and lymphoid types
 - Diagnosis Criteria:
- myeloma
- erythremia
 - Differential diagnosis of multiple myeloma with benign gammopathy (SLE, amyloidosis)
 - Differential diagnosis eritremias with symptomatic erythrocytosis (CHF hypernephroma, ekzistosis)

Subject 47. Differential diagnosis and treatment of hemorrhagic syndrome (practice session).

Questions to the topic :

- Principles for the analysis of blood coagulation parameters
- Criteria of hemorrhagic syndrome types (petechial-spotted, gematomic, assorted, vasculitic magenta, angiomatous)
- Diagnosis Criteria:
 - hemophilia A, B, C
 - thrombocytopenic purpura (TTP)
 - DIC
- Principles of therapy hemophilias (coagulation factors concentrates, prolonged form VIII factor) TTP (GCS, CS, splenectomy), DIC (FFP)

Indications for transfusion of platelet mass, FFP; complications.

Ministry of science and high education RF Ulyanovsk State University	Form	
F-Educational plan of the discipline		

7. LABORATORY CLASSES

This type of work is not provided by the curriculum.


8. SUBJECTS OF COURSE PAPERS, TESTS, ESSAYS

This type of work is not provided by the curriculum.


9. QUESTIONS FOR EXAM ON DISCIPLINE “PROPEDEUTICS OF INTERNAL DISEASES”

LIST OF QUESTIONS FOR THE EXAM


1. Identify a group of rheumatological patients for referral to rehabilitation.
2. Determine the indications for patients with cardiovascular pathology for referral to rehabilitation
3. Determine the contraindications for referral to rehabilitation in patients with hematological pathology.
4. Determine the group for dispensary observation of patients with a nephrological profile
5. Tell us the structure of the patient's medical history and the rules for filling it out
6. Principles of drug therapy of arrhythmias. Classification of antiarrhythmic drugs. Complications and side effects.
7. Principles of drug therapy of chronic pyelonephritis. Complications and side effects.
8. Principles of drug therapy of rheumatoid arthritis. Classification of drugs for basic therapy. Complications and side effects.
9. Principles of drug therapy of iron deficiency anemia. Complications and side effects of iron preparations. Contraindications.
10. Principles of treatment of arterial hypertension. Classification of the main classes of antihypertensive drugs. Indications for use on the basis of damage to target organs.
11. Criteria for the diagnosis of chronic kidney disease.
12. Criteria for the diagnosis of arterial hypertension.
13. Criteria for the diagnosis of chronic pyelonephritis.
14. Criteria for the diagnosis of hemorrhagic vasculitis.

Ministry of science and high education RF Ulyanovsk State University	Form	
F-Educational plan of the discipline		

15. Criteria for the diagnosis of rheumatoid arthritis.
16. Rules for forming the diagnosis of a patient with osteoarthritis
17. Rules for forming the diagnosis of a patient with Bekhterev's disease.
18. Rules for forming the diagnosis of a patient with myeloma
19. Rules for forming the diagnosis of a patient with acute leukemia
20. Rules for forming the diagnosis of a patient with chronic heart failure
21. What are the tactics of managing a patient with erythremia
22. What are the tactics of managing a patient with acute renal injury
23. What are the tactics of managing a patient with nephrotic syndrome
24. What are the tactics of managing a patient with hemophilia
25. What are the tactics of managing a patient with macrocytic anemia
26. Nephrotic syndrome. Definition, etiology, pathogenesis, diagnosis, treatment, prognosis.
27. Atrial fibrillation. Definition, etiology, pathogenesis, classification, diagnosis, treatment, prognosis.
28. Heart rhythm disorders. Classification, possible causes, pathogenesis, principles of diagnosis and treatment. Classification of antiarrhythmic drugs.
29. Gout. Definition, etiology, pathogenesis. The clinical picture. Principles of diagnosis and treatment. Forecast.
30. Acute coronary syndrome. Definition. Differential diagnosis. The algorithm of management of patients at the pre-hospital stage and in the hospital. Complications.
31. Deforming arthrosis. Definition. Etiology and pathogenesis. Classification.
32. Hypertrophic cardiomyopathy. Etiology, pathogenesis, diagnosis, treatment.
33. Arrhythmogenic dysplasia of the right ventricle. Definition, diagnosis, treatment, complications, prognosis.
34. Tubulointerstitial nephritis. Etiology, pathogenesis, clinic, diagnosis, treatment.
35. Chronic myeloid leukemia. Etiology, pathogenesis, classification, diagnosis, treatment.
36. Macrocytic anemia (B-12 and folic deficiency anemia). Definition, etiology, pathogenesis, diagnosis, treatment, prognosis.
37. Methods of renal replacement therapy. Modern ideas about hemodialysis, peritoneal dialysis, kidney transplantation. Indications for the beginning of renal replacement therapy. Organization of a dialysis service.


Ministry of science and high education RF Ulyanovsk State University	Form	
F-Educational plan of the discipline		

38. Chronic lymphocytic leukemia. Etiology, pathogenesis, clinical manifestations, diagnosis, treatment.
39. Dilated cardiomyopathy. Etiology, pathogenesis, diagnosis, treatment, prognosis.
40. Cardiomyopathy. Definition, classification. Principles of diagnosis and treatment.
41. Differential diagnosis of erythremia and symptomatic erythrocytosis.
42. Hypochromic microcytic anemia (iron deficiency anemia, anemia of chronic diseases, thalassemia). Definition, etiology, pathogenesis, clinic, diagnosis, treatment.
43. Differentiated diagnosis of chronic glomerulonephritis and chronic pyelonephritis.
44. Symptomatic arterial hypertension. Definition, classification. Diagnosis of pheochromocytoma.
45. Systemic vasculitis. Definition. Classification. Etiology, pathogenesis, diagnosis, treatment.
46. Heart blockades. Classification, etiology, pathogenesis. Diagnosis of blockades. Treatment.
47. Acute leukemia. Definition, pathogenesis, classification, diagnosis, treatment.
- 48.. Polymyositis. Dermatomyositis. Definition, etiology, pathogenesis, diagnosis, treatment, prognosis.
49. Myeloma disease. Definition, etiology and pathogenesis, clinical syndromes, diagnosis, treatment, prognosis.
50. Chronic kidney disease. Etiology, diagnosis, treatment, prognosis.
51. Primary and secondary prevention of cardiovascular diseases. Risk factors for major cardiovascular diseases.
52. Acute kidney injury. Etiology, pathogenesis, clinic, diagnosis, treatment, prognosis.
53. Sinus node weakness syndrome. Diagnostics. Clinical manifestations. Indications for implantation of an artificial pacemaker.
54. Chronic kidney disease. Definition. Etiology. Diagnostic criteria. Principles of treatment. Forecast.
55. Extrasystoles. Definition. Classification. Etiology and pathogenesis. Diagnostics. Treatment. Forecast.


Ministry of science and high education RF Ulyanovsk State University	Form	
F-Educational plan of the dicipline		

LIST OF QUESTIONS FOR THE TEST


1. The algorithm of diagnostic search for dysphagia syndrome.
2. Modern schemes of eradication therapy.
3. Differential diagnosis of liver diseases proceeding with a syndrome of cholestasis (PBC, primary sclerosing cholangitis, chronic viral hepatitis).
4. Differential diagnosis and therapy of autoimmune liver disease (AIH, PBC).
5. Differential diagnosis and treatment of inflammatory and functional diseases of the bile ducts (chronic cholecystitis, cholangitis, gallbladder dyskinesia , dysfunction of the sphincter of Oddi).
6. Differential diagnosis and differential therapy of ulcerative colitis and Crohn's disease.
7. Differential diagnosis of inflammatory and functional bowel diseases. Roman criteria for IBS, principles of treatment.
8. Reference criteria and therapeutic tactics for chronic viral hepatitis B and C.
9. Clinical manifestations and emergency care for gastric bleeding.
10. Clinical manifestations and emergency care for bleeding from the VVP.
11. Clinical manifestations and emergency care for gallstone colic.
12. Coronary heart disease. Stress angina, differential diagnosis and treatment.
13. Acute myocardial infarction. Risk factors. Classification. Differential diagnosis. Treatment of uncomplicated MI.
14. Pulmonary embolism. Risk factors. Classification. Differential diagnosis. Treatment. Prevention of PE.
15. Aortic dissection. Differential diagnosis. Treatment of RA.
16. Symptomatic arterial hypertension. Classification. Differential diagnosis of nephrogenic hypertension and hypertension. Treatment. Prevention.
17. Hypertension. Risk factors. Classification.. Differential diagnosis. Treatment. Prevention.
18. Myocarditis. Classification. Differential diagnosis. Treatment.
19. Diagnostics. The main groups of antihypertensive drugs.

Ministry of science and high education RF Ulyanovsk State University	Form	
F-Educational plan of the dicipline		

20. Heart rhythm disorders. Risk factors. Classification.ECG. The main groups of antiarrhythmic drugs.
21. Atrial fibrillation (atrial fibrillation). Risk factors. Classification. Diagnostics. Treatment of MA.
22. Rheumatoid arthritis. Examination program: reference points of differential diagnostics (clinical, laboratory, instrumental, R-logical). Classification. The formulation of the diagnosis. Treatment. Forecast.
23. SLE. Reference points of differential diagnostics (clinical, laboratory, instrumental, R-logical). Classification. The formulation of the diagnosis. Treatment. Forecast.
24. Primary gout. Reference points of differential diagnostics (clinical, laboratory, instrumental, R-logical). Classification. The formulation of the diagnosis. Treatment. Forecast.
25. Primary deforming osteoarthritis. Reference points of differential diagnostics (clinical, laboratory, instrumental, R-logical). Classification. The formulation of the diagnosis. Treatment. Forecast.
26. Ankylosing spondylitis. Reference points of differential diagnostics (clinical, laboratory, instrumental, R-logical). Classification. The formulation of the diagnosis. Treatment. Forecast.
27. Emergency care for status anginosus (Q-MI) at the pre-hospital and hospital stages.
28. Emergency care for acute left ventricular failure-cardiac asthma (interstitial pulmonary edema).
29. Emergency care for acute left ventricular insufficiency-pulmonary edema (alveolar pulmonary edema).
30. Emergency care for high-grade AV block (Mobitz II, III degrees).
31. Emergency care for supraventricular paroxysmal tachycardia (pre-hospital and hospital stages).
32. Emergency care for hypertensive crises of the first and second order
33. Definition of the concept of "pulmonary infiltrate". Classification of diseases manifested by pulmonary infiltration.
34. Differential diagnosis of community-acquired pneumonia and lung infarction.
35. Differential diagnosis of pleuropneumonia and exudative pleurisy.
36. Differential diagnosis of bronchial asthma phenotypes.
37. Differential diagnosis of endogenous forms of bronchial asthma and COPD.

Ministry of science and high education RF Ulyanovsk State University	Form	
F-Educational plan of the dicipline		


38. Differential diagnosis of idiopathic pulmonary fibrosis and exogenous allergic alveolitis.
39. Differential diagnosis of mediastinal pulmonary sarcoidosis and chronic disseminated pulmonary tuberculosis.
40. Basic principles of bronchial asthma therapy.
41. Basic principles of treatment of community-acquired pneumonia.
42. Basic principles of treatment of COPD patients.
43. Tactics of treatment of patients with a prolonged course of community-acquired pneumonia.
44. The main criteria for the treatment of chronic non-obstructive bronchitis
45. Glomerulonephritis: classification, clinical and morphological correlations, immunosuppressive and symptomatic therapy.
46. Pyelonephritis: classification, clinic, treatment of chronic pyelonephritis in the period of exacerbation.
47. Acute tubulointerstitial nephritis: etiological factors, clinic, treatment.
48. Chronic tubulointerstitial nephritis: classification, clinical and laboratory criteria (on the example of analgesic nephropathy), treatment.
49. CKD: formulation, classification, clinic, symptomatic treatment, indications for renal replacement therapy.
50. Acute kidney injury: formulation, classification, clinic, treatment, indications for acute hemodialysis.
51. Emergency care for anemia (threat of anemic coma) in CKD.
52. Emergency care for dialysis peritonitis in patients receiving outpatient peritoneal dialysis
53. Emergency care for cerebral edema in nephropathies, AKI, CKD.
54. The algorithm of diagnostic search for the detection of hypochromic anemia in the hemogram
55. The algorithm of diagnostic search for the detection of normochromic anemia in the hemogram
56. The algorithm of diagnostic search for the detection of hyperchromic anemia in the hemogram
57. Clinical and laboratory criteria for iron deficiency.
58. Tactics of treatment and management of patients with iron deficiency anemia
59. Tactics of treatment and management of patients with B12-deficient anemia.

Ministry of science and high education RF Ulyanovsk State University	Form	
F-Educational plan of the discipline		


60. Differential diagnosis of intracellular and intravascular hemolysis.
61. Principles of hemolytic crisis relief.
62. Aplastic anemia. Diagnostic criteria in the conditions of primary therapeutic care.
63. Types of bleeding according to Barkagan Z. S.
64. Chronic myeloid leukemia. Diagnostic criteria in the conditions of primary therapeutic care.
65. Chronic lymphocytic leukemia. Diagnostic criteria in the conditions of primary therapeutic care.
66. Myeloma disease. Diagnostic criteria in the conditions of primary therapeutic care.
67. Principles of transfusion of erythrocyte-containing media. Indications and contraindications.
68. Principles of thromboconcentrate transfusion. Indications and contraindications.
69. Principles of relief of hemorrhagic syndrome in petechial-bruising type of bleeding.
70. Principles of relief of hemorrhagic syndrome in hemophilia.
71. Principles of diagnosis and treatment of DIC syndrome.

10. SELF-STUDY WORK OF STUDENTS

№	Name of the section / subject	Types of SSW	Total number of hours	Current control
Semester 9-A Section 1. Cardiology				
1.	Topic 5. Differential diagnosis in acute coronary syndrome.	Differential diagnosis of cardialgia. Methods of revascularization. Indications and contraindications for thrombolytic therapy and percutaneous interventions in the coronary arteries. The principles of accompanying therapy.	6	Abstract. Spot check-current control in a practical lesson. Questions for the exam
2.	Topic 6. Primary and secondary prevention of	Definition of primary and secondary prevention. Risk factors for underlying cardiovascular disease. Groups of persons subject to medical examination and the	6	Abstract. Sampling check-current control in a practical

Ministry of science and high education RF Ulyanovsk State University	Form	
F-Educational plan of the discipline		


	cardiovascular disease.	procedure for its implementation. The procedure for primary and secondary prevention of cardiovascular disease. Determining the effectiveness of primary and secondary prevention of cardiovascular diseases.		lesson. Questions for the exam
Section 2 Nephrology				
3 .	Topic 9. Nephrotic syndrome. Amyloidosis of the kidneys	Nephrotic syndrome. Modern concepts of pathogenesis in the light of ideas about the ultrastructure of the nephron. Amyloidosis .. Differential diagnosis. Treatment by stages, the possibility of the reverse development of amyloidosis.	6	Spot check-current control in a practical lesson. Questions for the exam
4 .	Topic 12. Renal replacement therapy	Modern ideas about hemodialysis, peritoneal dialysis, kidney transplantation. Indications for initiation of renal replacement therapy. Dialysis service organization. Forecast. VTE.	2	Spot check-current control in a practical lesson. Questions for the exam
5 .	Topic 13. Tubulointerstitial nephritis	Definition Etiology and pathogenesis. The main clinical syndromes. Laboratory, instrumental and morphological diagnostics. Differential diagnosis. Treatment. Forecast. VTE.	2	Abstract. Sampling check-current control in a practical lesson. Questions for the exam .
Section 3. Hematology				
5.	Topic 14. Hypochromic microcytic anemia. Macrocytic anemia.	The main syndromes in hematology. Differential diagnosis of hypochromic microcytic anemia. Differential diagnosis of macrocytic anemia. The basic principles of the treatment of hemophilia complications.	2	Spot check-current control in a practical lesson.
6.	Topic 15. Normochromic normocytic anemia. Hemolytic anemia. Thrombocytopenia. Thrombocytopeny	Differential diagnosis of normochromic normocytic anemia with iron deficiency anemia. Differential diagnosis of hemolytic anemia. The principles of diagnosis and differential diagnosis of thrombocytopeny and thrombocytopenia.	3	Spot check-current control in a practical lesson. Questions for the exam
7 .	Topic 16. Sharp and chronic leukemia.	Differential diagnosis of acute and chronic leukemia. Complications of cytostatic therapy.	5	Spot check-current control in a practical lesson.
Section 4. Rheumatology				

Ministry of science and high education RF Ulyanovsk State University	Form	
F-Educational plan of the discipline		

8.	Topic 18. Deforming arthrosis	Differential diagnosis of articular syndrome	2	Spot check-current control in a practical lesson. Questions for the exam
9.	Topic 23. Systemic vasculitis	Periarteritis nodosa. Wegener granulomatosis. Giant cell arteritis. Hemorrhagic vasculitis. Pathogenesis of bleeding. The clinical picture, options for the course of the disease. Diagnostic criteria. The course and outcome. Treatment. Goodpasture Syndrome. Thromboangiitis obliterans. Definition Etiology and pathogenesis. The clinical picture. The main clinical syndromes. Laboratory changes. Clinical options. Diagnosis Criteria Differential diagnosis. Treatment. Forecast. Prevention	6	Abstract. Spot check-current control in a practical lesson. Questions for the exam

B-C semester
Section 5 . (pulmonology)


10	Topic №24 Differential diagnosis of pulmonary infiltrates. The principles of antibiotic therapy. The treatment of pneumonia.	Criteria for focal and croupous pneumonia, infiltrative pulmonary tuberculosis, lung cancer, pulmonary infarction. Supporting criteria for exogenous and idiopathic alveolitis; sarcoidosis and disseminated pulmonary tuberculosis.	2	Interview during a practical lesson, test control Questions to the IGA.
11	Topic №25 Differential diagnosis and treatment of obstructive pulmonary disease.	Etiology and pathogenesis of bronchial asthma and COPD. Factors causing local bronchial obstruction. Reversibility criteria for bronchial obstruction, incl. during spirometry to confirm it.	8	Interview during a practical lesson, test control. Questions to the IGA.
12	Topic №26	Definition of	2	Interview during a practical lesson, test

Ministry of science and high education RF Ulyanovsk State University	Form	
F-Educational plan of the discipline		


	Differential diagnosis for disseminated lung diseases.	disseminated lung disease and modern concepts of pathogenesis. Rare forms of disseminated processes in the lungs (idiopathic hemosiderosis of the lungs, Goodpasture syndrome, alveolar proteinosis, lung leiomyomatosis, primary amyloidosis of the lungs). And interstitial pulmonary fibrosis with lesions of other organs and systems.		control. Questions to the final state certification
--	--	---	--	---

Section 6. (differential diagnosis in cardiology)


13	Topic No. 27. Differential diagnosis for pain in the heart. Modern therapy of coronary heart disease.	Supporting signs for the diagnosis of respiratory, gastrointestinal tract, diseases of the cardiovascular system. Differential diagnosis of acute myocardial infarction, pulmonary embolism, aortic dissection. Prescribing statins to correct dyslipidemia. Indications and contraindications for the main groups of antianginal preparations	3	Interview during the analysis of the topic during the practical lesson, interview, final state certification
14	Topic №28. Differential diagnosis of arterial hypertension.	Supporting signs for the diagnosis of primary and secondary arterial hypertension. Differential diagnosis of renal hypertension. Indications and contraindications for the main groups of antihypertensive drugs	2	Interview during the analysis of the topic during the practical lesson, interview, final state certification
15	Topic number 29.	Supporting signs for the	3	Interview during the

Ministry of science and high education RF Ulyanovsk State University	Form	
F-Educational plan of the discipline		

	Differential diagnosis and treatment of acute and chronic heart failure	diagnosis of heart failure. Classifications of heart failure (Russian society of cardiologist, 2012). Indications and contraindications for the main classes of drugs used to treat heart failure.		analysis of the topic during the practical lesson, interview, final state certification
16	Topic number 30. Differential diagnosis of cardiomegaly	Supporting signs for the diagnosis of primary and secondary ILC. Differential diagnosis of inflammatory heart diseases, the use of additional diagnostic methods.	6	Interview during the analysis of the topic during the practical lesson, interview, final state certification
17	Topic number 31. Differential diagnosis for cardiac arrhythmias	Differential diagnosis of tachycardia. Supporting methods for the diagnosis of rhythm disturbances (ECG, HM-ECG). The main classes of antiarrhythmic drugs, modern antiarrhythmic therapy regimens.	3	Interview during the analysis of the topic during the practical lesson, interview, final state certification
18	Topic number 32. Antihypertensive conditions in the clinic of internal diseases	The causes of hypotension in the clinic of internal diseases. Supporting signs for the diagnosis of cardiogenic, infectious toxic, obstructive shock. Definition of a variety of cardiogenic shock, determination of the severity of shock.	2	Interview during the analysis of the topic during the practical lesson, interview, final state certification
19	Topic number 33. ECG in normal and pathological conditions of the heart	ECG diagnosis of hypertrophy of different parts of the heart. ECG diagnosis of myocardial infarction, its localization and complications. ECG	23	Interview during the analysis of the topic during the practical lesson, interview, final state certification

Ministry of science and high education RF Ulyanovsk State University	Form	
F-Educational plan of the discipline		


		diagnosis of inflammatory heart disease. ECG diagnosis of extrasystoles, paroxysmal rhythm disturbances, VPW syndrome. Supporting criteria for ECG abnormalities.		
Section 7. (gastroenterology)				
20	Topic 34. Differential diagnosis and treatment of esophageal and gastric dyspepsia	Damage to the esophagus with systemic scleroderma. Herpetic lesions of the esophagus. Management of patients with foreign bodies of the esophagus. Supporting criteria of postoperative diseases of stomach. Tumors APUD - systems and benign tumors of the stomach. Damage to the esophagus with helminthic invasions. Portal gastropathy.	3	Interview during the analysis of the topic during the practical lesson, interview, questions to the final state certification
21	Topic 35. Differential diagnosis and treatment for diseases of the gallbladder and biliary tract	Damage to the gastrointestinal tract with helminthic infestations, acute and chronic viral hepatitis. Empyema and dropsy of the gallbladder.	3	Interview during the analysis of the topic during the practical lesson, interview, final state certification
22	Topic 36 . Differential diagnosis and treatment of diarrhea syndrome	Diarrhea of the traveler. Bowel damage in AIDS patients. Lymphoma of the small intestine. Whipple's	4	Interview during the analysis of the topic during the practical lesson, interview, final state

Ministry of science and high education RF Ulyanovsk State University	Form	
F-Educational plan of the discipline		


		disease		certification
23	Topic 37. Differential diagnosis of hepatomegaly and hepatolienal syndrome	Damage to the liver with SLE. Physiological changes in the liver during pregnancy. The course of acute and chronic hepatitis during pregnancy. Cardiac fibrosis of the liver.	3	Interview during the analysis of the topic during the practical lesson, interview, final state certification
24	Topic number 38. Differential diagnosis of jaundice	Benign hyperbilirubinemia. Syndromes of Rotor, Dabin-Johnson, Summerstyle.	2	Interview during the analysis of the topic during the practical lesson, interview, final state certification
25	Topic number 39. Differential diagnosis for "acute abdomen"	False acute abdomen with abdominal form of myocardial infarction, pleurisy, exfoliating aortic aneurysm, hemolytic crisis.	3	Interview during the analysis of the topic during the practical lesson, interview, final state certification

Section 9. (differential diagnosis in nephrology)

26	Topic 40/1. Differential diagnosis for urinary sediment manifested by proteinuria	Mechanisms of proteinuria formation. Pathogenesis, diagnosis criteria, treatment of chronic renal vein thrombosis. Hereditary glomerulonephritis - Alport syndrome, nail-patella syndrome	2	Spot check - current control in a practical lesson. Questions to the final state certification
27	Topic 40/2. Differential diagnosis for urinary syndrome, manifested by hematuria	The mechanisms of hematuria formation. Diagnosis criteria and treatment of hypernephroma, renal infarction.	2	Spot check - current control in a practical lesson. Poll for parsing the topic Questions to the final state certification
28	Topic 40/3. Differential	The mechanisms of the	4	Spot check - current

Ministry of science and high education RF Ulyanovsk State University	Form	
F-Educational plan of the discipline		

	diagnosis for urinary syndrome, manifested by leukocyturia	formation of leukocyturia. Etiopathogenesis, diagnosis criteria, treatment of drug tubulointerstitial nephritis, HFRS. Graft rejection reaction.		control in a practical lesson. Poll for parsing the topic Questions to the final state certification
29	Topic 41 . Diagnosis and treatment of chronic kidney disease. Differential diagnosis of CKD and AKI.	Acute intoxication and AKI. CKD in endocrine pathology.	4	Spot check - current control in a practical lesson. Poll for parsing the topic Questions to the final state certification
30	Topic 42. Differential diagnosis of edema syndrome	Mechanisms for the development of edema in violation of the filtration function of the kidneys (AKI, diabetic nephropathy). Symptomatic treatment Mechanisms for the development of edema with nephrotic syndrome (glomerulonephritis, amyloidosis). Symptomatic treatment	2	Spot check - Current control in a practical lesson. Poll for parsing the topic Questions to the final state certification
Section 10. (differential diagnosis in hematology)				
31	Topic 43. Differential diagnosis in anemic conditions.	Hemolytic anemia (PNG, AIHA). Aplastic anemia. Anemia on the background of CKD. Acute posthemorrhagic anemia.	3	Interviews on parsing topics, control questions for the exam.
32	Topic 44. Differential diagnosis for chronic leukemia: CML, CLL, subleukemic myelosis, myeloma, erythremia.	Myelodysplastic syndrome. Waldenstrom's disease. Erythrocytosis.	2	Interviews on parsing topics, control questions for the exam.
33	Topic 45. Differential diagnosis and treatment of hemorrhagic syndrome.	DIC syndrome. Thrombocytopenia and thrombocytopeny.	3	Interviews on parsing topics, control questions for the exam.
34	Topic 46. Differential diagnosis for lymphadenopathy.	Lymphogranulomatosis. Fever of unknown origin.	3	Interviews on parsing topics, control questions for the exam.

Ministry of science and high education RF Ulyanovsk State University	Form	
F-Educational plan of the discipline		

11. EDUCATIONAL-METHODICAL AND INFORMATION SUPPORT OF DISCIPLINE

a) List of recommended literature

Main literature:

1. Internal Diseases : Textbook in 2 Vols. Vol. I / edited by A. I. Martynov, Z. D. Kobalava, S. V. Moiseev. - Moscow : GEOTAR-Media, 2022. - 688 с. - ISBN 978-5-9704-6766-4. - Текст : электронный // ЭБС "Консультант студента" : [сайт]. - URL : <https://www.studentlibrary.ru/book/ISBN9785970467664.html>
2. Internal Diseases. Volume II. - Москва : ГЭОТАР-Медиа, 2022. - 616 с. - ISBN 978-5-9704-6767-1. - Электронная версия доступна на сайте ЭБС "Консультант студента" : [сайт]. URL: <https://www.studentlibrary.ru/book/ISBN9785970467671.html>
3. Osloпов, V. N. General Care of a Patient : tutorial / V. N. Osloпов, O. V. Bogoyavlenskaya. - Moscow : GEOTAR-Media, 2021. - 208 р. : ил. - 208 с. - ISBN 978-5-9704-6042-9. - Текст : электронный // ЭБС "Консультант студента" : [сайт]. - URL : <https://www.studentlibrary.ru/book/ISBN9785970460429.html>

Additional literature:

1 Немцов Л. М. Propaedeutics of Internal Diseases. Part I: Examination of Respiratory and Cardiovascular Systems = Пропедевтика внутренних болезней. Часть I: Обследование органов дыхания и сердечно-сосудистой системы / Л. М. Немцов. - Витебск : ВГМУ, 2021. - 309 с. - ISBN 9789855800386. - Текст : электронный // ЭБС "Букап" : [сайт]. - URL : <https://www.books-up.ru/ru/book/propaedeutics-of-internal-diseases-part-i-examination-of-respiratory-and-cardiovascular-systems-12160329/>

2 Subject tests: propedeutics of internal diseases. Part III = Тестовые задания по пропедевтике внутренних болезней: учебное пособие для студентов по специальности «Гастроэнтерология, гематология» на английском языке. Ч. III : a tutorial for students in the specialty «Gastroenterology, Hematology» in English / Д. Н. Емельянов, Р. Г. Мязин, Е. В. Белякова и др. - Волгоград : ВолгГМУ, 2021. - 100 с. - Текст : электронный // ЭБС "Букап" : [сайт]. - URL : <https://www.books-up.ru/ru/book/subject-tests-propedeutics-of-internal-diseases-part-iii-13817067/>


3 Smirnova A.Yu. General care of patients with internal organs diseases. Course of training practice : Textbook of Medicine for medicine faculty students for self-independent work / Smirnova A. Yu. , V. V. Gnoevykh, B. B. Гноевых; Ulyanovsk State University, Insitute of Medicine, Ecology and Physical culture. - Ulyanovsk : ULSU, 2019. - Текст на англ. яз.; Загл. с экрана. - Электрон. текстовые дан. (1 файл : 2,47 МБ). - Текст : электронный. <http://lib.ulsu.ru/MegaPro/Download/MObject/1443>

Educational- methodical:

Educational and methodological guidelines for independent work of students in the discipline «Hospital therapy» for the specialty 31.05.01 «General medicine» / М. А. Vize-Khripunova, А. М. Shutov, Е. Е. Yudina, Е. V. Efremova; Ulyanovsk State University. - Ulyanovsk : ULSU, 2022. - 17 p. - Неопубликованный ресурс; На англ. яз. - URL:

<http://lib.ulsu.ru/MegaPro/Download/MObject/11568>. - Режим доступа: ЭБС УлГУ. - Текст : электронный.

AGREED:

Ministry of science and high education RF Ulyanovsk State University	Form	
F-Educational plan of the discipline		

_____ / _____ / _____ / _____

The position of the worker scientific library Full name signature data

B) software:

Стандартное:

- 1) ОС: Windows
- 2) Антивирус: DrWeb
- 3) Офисный пакет: Microsoft Office, Мой Офис Стандартный

C) Professional databases, information and reference systems

1.1. Цифровой образовательный ресурс IPRsmart : электронно-библиотечная система : сайт / ООО Компания «Ай Пи Ар Медиа». - Саратов, [2023]. – URL: <http://www.iprbookshop.ru>. – Режим доступа: для зарегистрир. пользователей. - Текст : электронный.

1.2. Образовательная платформа ЮРАЙТ : образовательный ресурс, электронная библиотека : сайт / ООО Электронное издательство «ЮРАЙТ». – Москва, [2023]. - URL: <https://urait.ru>. – Режим доступа: для зарегистрир. пользователей. - Текст : электронный.

1.3. База данных «Электронная библиотека технического ВУЗа (ЭБС «Консультант студента») : электронно-библиотечная система : сайт / ООО «Политехресурс». – Москва, [2023]. – URL: <https://www.studentlibrary.ru/cgi-bin/mb4x>. – Режим доступа: для зарегистрир. пользователей. – Текст : электронный.

1.4. Консультант врача. Электронная медицинская библиотека : база данных : сайт / ООО «Высшая школа организации и управления здравоохранением-Комплексный медицинский консалтинг». – Москва, [2023]. – URL: <https://www.rosmedlib.ru>. – Режим доступа: для зарегистрир. пользователей. – Текст : электронный.

1.5. Большая медицинская библиотека : электронно-библиотечная система : сайт / ООО «Букап». – Томск, [2023]. – URL: <https://www.books-up.ru/ru/library/> . – Режим доступа: для зарегистрир. пользователей. – Текст : электронный.

1.6. ЭБС Лань : электронно-библиотечная система : сайт / ООО ЭБС «Лань». – Санкт-Петербург, [2023]. – URL: <https://e.lanbook.com>. – Режим доступа: для зарегистрир. пользователей. – Текст : электронный.

1.7. ЭБС Znanium.com : электронно-библиотечная система : сайт / ООО «Знаниум». - Москва, [2023]. - URL: <http://znanium.com> . – Режим доступа : для зарегистрир. пользователей. - Текст : электронный.

2. КонсультантПлюс [Электронный ресурс]: справочная правовая система. / ООО «Консультант Плюс» - Электрон. дан. - Москва : КонсультантПлюс, [2023].

3. Базы данных периодических изданий:

3.1. eLIBRARY.RU: научная электронная библиотека : сайт / ООО «Научная Электронная Библиотека». – Москва, [2023]. – URL: <http://elibrary.ru>. – Режим доступа : для авториз. пользователей. – Текст : электронный

3.2. Электронная библиотека «Издательского дома «Гребенников» (Grebinnikon) : электронная библиотека / ООО ИД «Гребенников». – Москва, [2023]. – URL: <https://id2.action-media.ru/Personal/Products>. – Режим доступа : для авториз. пользователей. – Текст : электронный.


4. Федеральная государственная информационная система «Национальная электронная библиотека» : электронная библиотека : сайт / ФГБУ РГБ. – Москва, [2023]. – URL: <https://нэб.рф>. – Режим доступа : для пользователей научной библиотеки. – Текст : электронный.

5. Российское образование : федеральный портал / учредитель ФГАУ «ФИЦТО». – URL: <http://www.edu.ru>. – Текст : электронный.

6. Электронная библиотечная система УлГУ : модуль «Электронная библиотека» АБИС Мега-ПРО / ООО «Дата Экспресс». – URL: <http://lib.ulsu.ru/MegaPro/Web>. – Режим доступа : для пользователей научной библиотеки. – Текст : электронный.

Согласовано:

_____ / _____ / _____

Ministry of science and high education RF Ulyanovsk State University	Form	
F-Educational plan of the discipline		

ФИО подпись

11. EDUCATIONAL AND METHODOLOGICAL AND INFORMATION SUPPORT OF DISCIPLINE

Main literature

Additional literature

Educational and methodical materials (methodological developments, manuals etc.

Normative documents (standard program, curriculum)

Computer, laptop, multimedia installation

Multimedia presentation of lecture material.

Overhead Projectors and Slideoscope.

Sets of slides on all topics of the discipline.

Table fund on all topics of practical and seminar classes, training stands .

A device for ultrasound diagnostics


Portable electrocardiograph, device for daily monitoring of blood pressure, devices for measuring blood pressure

Diagnostic equipment for all sections of the discipline of the clinical base of the department (Public health institution Regional Clinical Hospital).


12. SPECIAL CONDITIONS FOR STUDENTS WITH DISABILITIES

Training students with disabilities is carried out taking into account the peculiarities of psychophysical development, individual capabilities and health of such students. Education of students with disabilities can be organized in conjunction with other students, and separately. If necessary, students from among persons with disabilities (at the request of the student) may be offered one of the following options for the perception of information, taking into account their individual psychophysical characteristics:


- for persons with visual impairment: in printed form in large print; in the form of an electronic document; in the form of an audio file (translation of educational materials into audio format); in printed form in Braille; individual consultations with the involvement of a tiflosurdoperevodchika; individual tasks and consultations.
- for persons with hearing impairment: in printed form; in the form of an electronic document; video materials with subtitles; individual consultations with the assistance of a sign language interpreter; individual tasks and consultations.
- for persons with musculoskeletal disorders: in printed form; in the form of an electronic document; in the form of an audio file; individual tasks and consultations."


Developers:  /Head of the Department of Internal Medicine and therapy Shutov AM .

position, full name



Ministry of science and high education RF Ulyanovsk State University	Form	
F-Educational plan of the discipline		

 Head of the Department of Hospital Therapy Vize-Khripunova MA .
position, full name

 / Associate professor of the department of hospital therapy Yudina E.E.
position, full name.

 /Associate Professor, Department of Therapy and Occupational Diseases Efremova E.V.
position, full name

LIST OF CHANGES of
Educational plan of discipline ” _____ ”
Speciality 31.05.01. «General medicine»


№	Content of the change or a link to the attached text of the	Full name of the head of the Department developing the discipline	Signature	Date
1	Introduction of changes to item C) Professional databases, information and reference systems item 11 "Educational, methodological and information support of the discipline" with the design of Appendix 1	Vize-Khripunova M.A.		28.06.2024
2	Introduction of changes to item A) Recommended Literature item 11 "Educational, methodological and information support of the discipline" with the design of Appendix 2	Vize-Khripunova M.A.		28.06.2024

Appendix 1

1. Электронно-библиотечные системы:

1.1. Цифровой образовательный ресурс IPRsmart : электронно-библиотечная система : сайт / ООО Компания «Ай Пи Ар Медиа». - Саратов, [2024]. – URL: <http://www.iprbookshop.ru>. – Режим доступа: для зарегистрир. пользователей. - Текст : электронный.

1.2. Образовательная платформа ЮРАЙТ : образовательный ресурс, электронная библиотека : сайт / ООО Электронное издательство «ЮРАЙТ». – Москва, [2024]. - URL: <https://urait.ru> . – Режим доступа: для зарегистрир. пользователей. - Текст : электронный.

Ministry of science and high education RF Ulyanovsk State University	Form	
F-Educational plan of the discipline		

1.3. База данных «Электронная библиотека технического ВУЗа (ЭБС «Консультант студента») : электронно-библиотечная система : сайт / ООО «Политехресурс». – Москва, [2024]. – URL: <https://www.studentlibrary.ru/cgi-bin/mb4x>. – Режим доступа: для зарегистрир. пользователей. – Текст : электронный.

1.4. Консультант врача. Электронная медицинская библиотека : база данных : сайт / ООО «Высшая школа организации и управления здравоохранением-Комплексный медицинский консалтинг». – Москва, [2024]. – URL: <https://www.rosmedlib.ru>. – Режим доступа: для зарегистрир. пользователей. – Текст : электронный.

1.5. Большая медицинская библиотека : электронно-библиотечная система : сайт / ООО «Букап». – Томск, [2024]. – URL: <https://www.books-up.ru/ru/library/> . – Режим доступа: для зарегистрир. пользователей. – Текст : электронный.

1.6. ЭБС Лань : электронно-библиотечная система : сайт / ООО ЭБС «Лань». – Санкт-Петербург, [2024]. – URL: <https://e.lanbook.com>. – Режим доступа: для зарегистрир. пользователей. – Текст : электронный.

1.7. ЭБС Znanium.com : электронно-библиотечная система : сайт / ООО «Знаниум». - Москва, [2024]. - URL: <http://znanium.com> . – Режим доступа : для зарегистрир. пользователей. - Текст : электронный.

2. КонсультантПлюс [Электронный ресурс]: справочная правовая система. / ООО «Консультант Плюс» - Электрон. дан. - Москва : КонсультантПлюс, [2024].

3. eLIBRARY.RU: научная электронная библиотека : сайт / ООО «Научная Электронная Библиотека». – Москва, [2024]. – URL: <http://elibrary.ru>. – Режим доступа : для авториз. пользователей. – Текст : электронный

4. Федеральная государственная информационная система «Национальная электронная библиотека» : электронная библиотека : сайт / ФГБУ РГБ. – Москва, [2024]. – URL: <https://нэб.рф>. – Режим доступа : для пользователей научной библиотеки. – Текст : электронный.

5. Российское образование : федеральный портал / учредитель ФГАУ «ФИЦТО». – URL: <http://www.edu.ru>. – Текст : электронный.

6. Электронная библиотечная система УлГУ : модуль «Электронная библиотека» АБИС Мега-ПРО / ООО «Дата Экспресс». – URL: <http://lib.ulsu.ru/MegaPro/Web>. – Режим доступа : для пользователей научной библиотеки. – Текст : электронный.

Инженер ведущий



Щуренко Ю.В.


2024

Appendix 2

EDUCATIONAL-METHODICAL AND INFORMATION SUPPORT OF DISCIPLINE

a) List of recommended literature

Main literature:

Ministry of science and high education RF Ulyanovsk State University	Form	
F-Educational plan of the discipline		

1. Internal Diseases : Textbook in 2 Vols. Vol. I / edited by A. I. Martynov, Z. D. Kobalava, S. V. Moiseev. - Moscow : GEOTAR-Media, 2022. - 688 с. - ISBN 978-5-9704-6766-4. - Текст : электронный // ЭБС "Консультант студента" : [сайт]. - URL : <https://www.studentlibrary.ru/book/ISBN9785970467664.html>
2. Internal Diseases. Volume II. - Москва : ГЭОТАР-Медиа, 2022. - 616 с. - ISBN 978-5-9704-6767-1. - Электронная версия доступна на сайте ЭБС "Консультант студента" : [сайт]. URL: <https://www.studentlibrary.ru/book/ISBN9785970467671.html>
3. Osloпов, V. N. General Care of a Patient : tutorial / V. N. Osloпов, O. V. Bogoyavlenskaya. - Moscow : GEOTAR-Media, 2021. - 208 р. : ил. - 208 с. - ISBN 978-5-9704-6042-9. - Текст : электронный // ЭБС "Консультант студента" : [сайт]. - URL : <https://www.studentlibrary.ru/book/ISBN9785970460429.html>

Additional literature:

1 Немцов Л. М. Propaedeutics of Internal Diseases. Part I: Examination of Respiratory and Cardiovascular Systems = Пропедевтика внутренних болезней. Часть I: Обследование органов дыхания и сердечно-сосудистой системы / Л. М. Немцов. - Витебск : ВГМУ, 2021. - 309 с. - ISBN 9789855800386. - Текст : электронный // ЭБС "Букап" : [сайт]. - URL : <https://www.books-up.ru/ru/book/propaedeutics-of-internal-diseases-part-i-examination-of-respiratory-and-cardiovascular-systems-12160329/>

2 Subject tests: propedeutics of internal diseases. Part III = Тестовые задания по пропедевтике внутренних болезней: учебное пособие для студентов по специальности «Гастроэнтерология, гематология» на английском языке. Ч. III : a tutorial for students in the specialty «Gastroenterology, Hematology» in English / Д. Н. Емельянов, Р. Г. Мязин, Е. В. Белякова и др. - Волгоград : ВолГМУ, 2021. - 100 с. - Текст : электронный // ЭБС "Букап" : [сайт]. - URL : <https://www.books-up.ru/ru/book/subject-tests-propedeutics-of-internal-diseases-part-iii-13817067/>

3 Smirnova A.Yu. General care of patients with internal organs diseases. Course of training practice : Textbook of Medicine for medicine faculty students for self-independent work / Smirnova A. Yu. , V. V. Gnoevykh, B. B. Гноевых; Ulyanovsk State University, Institute of Medicine, Ecology and Physical culture. - Ulyanovsk : ULSU, 2019. - Текст на англ. яз.; Загл. с экрана. - Электрон. текстовые дан. (1 файл : 2,47 МБ). - Текст : электронный. <http://lib.ulsu.ru/MegaPro/Download/MObject/1443>


Educational- methodical:

Educational and methodological guidelines for independent work of students in the discipline «Hospital therapy» for the specialty 31.05.01 «General medicine» / М. А. Vize-Khripunova, А. М. Shutov, Е. Е. Yudina, Е. V. Efremova; Ulyanovsk State University. - Ulyanovsk : UISU, 2022. - 17 р. - Неопубликованный ресурс; На англ. яз. - URL: <http://lib.ulsu.ru/MegaPro/Download/MObject/11568>. - Режим доступа: ЭБС УЛГУ. - Текст : электронный.

AGREED:

Leading specialist Стадольникова/  / _____ 2024_

The position of the worker scientific library Full name signature date

Ministry of science and high education RF Ulyanovsk State University	Form	
F-Educational plan of the dicipline		